



**BOARD OF TRUSTEES
REGULAR BOARD MEETING**

Board of Trustees
Joyce Dalessandro
Linda Friedman
Barbara Groth
Beth Hergesheimer
Deanna Rich

Superintendent
Ken Noah

Union High School District

**TUESDAY, MAY 4, 2010
6:30 PM**

**DISTRICT OFFICE BOARD ROOM 101
710 ENCINITAS BLVD, ENCINITAS, CA. 92024**

Welcome to the meeting of the San Dieguito Union High School District Board of Trustees.

PUBLIC COMMENTS

If you wish to speak regarding an item on the agenda, please complete a speaker slip located at the sign-in desk and present it to the Secretary to the Board prior to the start of the meeting. When the Board President invites you to the podium, please state your name, address, and organization before making your presentation.

Persons wishing to address the Board on any school-related issue not elsewhere on the agenda are invited to do so under the "Public Comments" item. If you wish to speak under Public Comments, please follow the same directions (above) for speaking to agenda items. Complaints or charges against an employee are not permitted in an open meeting of the Board of Trustees.

In the interest of time and order, presentations from the public are limited to three (3) minutes per person, per topic. The total time for agenda and non-agenda items shall not exceed twenty (20) minutes. An individual speaker's allotted time may not be increased by a donation of time from others in attendance.

In accordance with the Brown Act, unless an item has been placed on the published agenda, there shall be no action taken. The Board may 1) acknowledge receipt of the information, 2) refer to staff for further study, or 3) refer the matter to the next agenda.

PUBLIC INSPECTION OF DOCUMENTS

In compliance with Government Code 54957.5, agenda-related documents that have been distributed to the Board less than 72 hours prior to the Board Meeting will be available for review on the district website, www.sduhsd.net, and/or at the district office. Please contact the [Office of the Superintendent](#) for more information.

CONSENT CALENDAR

All matters listed under Consent are those on which the Board has previously deliberated or which can be classified as routine items of business. An administrative recommendation on each item is contained in the agenda supplements. There will be no separate discussion of these items prior to the time the Board of Trustees votes on the motion unless members of the Board, staff, or public request specific items to be discussed or pulled from the Consent items. To address an item on the consent calendar, please follow the procedure described under *Comments on Agenda Items*.

CLOSED SESSION

The Board will meet in Closed Session to consider qualified matters of litigation, employee negotiations, student discipline, employee grievances, personnel qualifications, or real estate negotiations which are timely.

CELL PHONES/PAGERS

As a courtesy to all meeting attendees, please set cellular phones and pagers to silent mode and engage in conversations outside the meeting room.

In compliance with the Americans with Disabilities Act, if you need special assistance, disability-related modifications, or accommodations, including auxiliary aids or services, in order to participate in the public meetings of the District's Governing Board, please contact the [Office of the Superintendent](#). Notification 72 hours prior to the meeting will enable the District to make reasonable arrangements to ensure accommodation and accessibility to this meeting. Upon request, the District shall also make available this agenda and all other public records associated with the meeting in appropriate alternative formats for persons with a disability.

**SAN DIEGUITO UNION HIGH SCHOOL DISTRICT
BOARD OF TRUSTEES
REGULAR BOARD MEETING**

AGENDA

**TUESDAY, MAY 4, 2010
6:30 PM**

**DISTRICT OFFICE BOARD ROOM 101
710 ENCINITAS BLVD., ENCINITAS, CA. 92024**

PRELIMINARY FUNCTIONS (ITEMS 1 – 6)

- 1. CALL TO ORDER; PUBLIC COMMENTS REGARDING CLOSED SESSION ITEMS 6:00 PM
- 2. CLOSED SESSION 6:01 PM**
 - A. To consider personnel issues, pursuant to Government Code Sections 11126 and 54957; limited to consideration of the appointment, employment, evaluation of performance, discipline /release, dismissal of a public employee or to hear *complaints or charges brought against such employee by another person or employee unless the employee requests a public session.*
 - B. To conference with Labor Negotiators, pursuant to Government Code Section 54957.8.
Agency Negotiators: Superintendent and Associate Superintendents (3)
Employee Organizations: San Dieguito Faculty Association / California School Employees Association
 - C. To conference with legal counsel to discuss current and/or potential litigation, pursuant to Government Code Sections 54956.9(b)(3)(A), (D), and (E). (1 case – Soval v San Dieguito Union High School District (37-2009-00085480-CU-BC-CTL)
 - D. Consideration and/or deliberation of student discipline matters (3 cases)

REGULAR MEETING / OPEN SESSION 6:30 PM

- 3. CALL TO ORDER
- 4. PLEDGE OF ALLEGIANCE
- 5. REPORT OUT OF CLOSED SESSION
- 6. APPROVAL OF MINUTES OF BOARD WORKSHOP AND REGULAR MEETING, APRIL 15TH, 2010
Motion by _____, second by _____, to approve the Minutes of the April 15th Board Meetings, as shown in the attached supplements.

NON-ACTION ITEMS (ITEMS 7 - 10)

- 7. STUDENT BOARD REPORTS AND UPDATES STUDENT BOARD
- 8. BOARD REPORTS AND UPDATES BOARD OF TRUSTEES
- 9. SUPERINTENDENT’S REPORTS, BRIEFINGS AND LEGISLATIVE UPDATES..... KEN NOAH
- 10. DEPARTMENT UPDATE, NUTRITION SERVICES..... ALICIA PITRONE HAUSER, DIRECTOR

CONSENT AGENDA ITEMS (ITEMS 11 - 15)

Upon invitation by the President, anyone who wishes to discuss a Consent Item should come forward to the lectern, state his/her name and address, and the Consent Item number.

11. SUPERINTENDENT

- A. GIFTS AND DONATIONS
Accept the Gifts and Donations, as shown in the attached supplement.
- B. FIELD TRIP REQUESTS (NONE SUBMITTED)

12. HUMAN RESOURCES

A. PERSONNEL REPORTS

Approve matters pertaining to employment of personnel, salaries, leaves of absence, resignations, changes in assignments, extra duty assignments, and consultant services:

1. Certificated and/or Classified Personnel Reports, as shown in the attached supplements.

B. APPROVAL/RATIFICATION OF AGREEMENTS

Approve/ratify entering into the following agreement and authorize Christina M. Bennett, Eric R. Dill or Stephen G. Ma to execute the agreements:

1. Azusa Pacific University for student teacher services, during the period July 1, 2010 through June 30, 2013.

13. EDUCATIONAL SERVICES

A. APPROVAL/RATIFICATION OF AGREEMENTS

(None Submitted)

B. APPROVAL/RATIFICATION OF AMENDMENT TO AGREEMENTS

(None Submitted)

14. PUPIL SERVICES

A. APPROVAL/RATIFICATION OF NON-PUBLIC SCHOOL / NON-PUBLIC AGENCY CONTRACTS

(None Submitted)

B. APPROVAL/RATIFICATION OF AGREEMENTS

(None Submitted)

C. APPROVAL/RATIFICATION OF PARENT SETTLEMENTS AND RELEASE AGREEMENTS

(None Submitted)

15. BUSINESS

A. APPROVAL/RATIFICATION OF AGREEMENTS

Approve/ratify entering into the following agreements and authorize Christina M. Bennett, Eric R. Dill, Stephen G. Ma, or Ken Noah to execute the agreements:

1. Carmel Valley Recreation Center for lease of facilities for San Dieguito Adult School classes, during the period April 19, 2010 through June 11, 2010, for an amount not to exceed \$1,598.70, to be expended from the Adult Education Fund 11-00.

B. APPROVAL/RATIFICATION OF AMENDMENT TO AGREEMENTS

Approve/ratify amending the following agreements and authorize Christina M. Bennett, Eric R. Dill or Stephen G. Ma to execute the agreements:

1. Collins & Aikman Floorcoverings, Inc., for district wide carpeting and flooring services, extending the contract period from June 1, 2010 through May 31, 2011, with a 5% increase in unit costs as allowed in the contract, to be expended from the fund to which the project is charged.

C. AWARD/RATIFICATION OF CONTRACTS

(None Submitted)

D. APPROVAL OF CHANGE ORDERS

(None Submitted)

E. ACCEPTANCE OF CONSTRUCTION PROJECTS
(None Submitted)

F. APPROVAL OF BUSINESS REPORTS
Approve the following business reports:

1. Purchase Orders
2. Instant Money
3. Membership Listing

ROLL CALL VOTE FOR CONSENT AGENDA..... (ITEMS 11 - 15)

_____ Joyce Dalessandro	_____ Taylor Bell, Sunset High School
_____ Linda Friedman	_____ Jordan Bernard, La Costa Canyon High School
_____ Barbara Groth	_____ Shakila Guevara, San Dieguito Academy
_____ Beth Hergesheimer	_____ Nick Lawson, Canyon Crest Academy
_____ Deanna Rich	_____ Allison Yamamoto, Torrey Pines High School

DISCUSSION / ACTION ITEMS..... (ITEMS 16 - 17)

16. SDUHSD SCHOOL ACCOUNTABILITY REPORT CARDS, (SARC), 2008-09
Motion by _____, second by _____, to approve the School Accountability Report Cards, 2008-09, as shown in the attached supplement.
17. ADOPTION OF 2009-10 DISTRICT BUDGET / SPRING REVISION
Motion by _____, second by _____, to adopt the 2009-10 District Budget / Spring Revision, as shown in the attached supplement.

INFORMATION ITEMS..... (ITEMS 18 - 27)

18. PROPOSED NEW BOARD POLICY 3111 & 3111/AR-1, "BUDGET RESERVE FUNDS"
This item is being submitted for the first reading and will be resubmitted to the Board for approval on May 20, 2010.
19. PROPOSED REVISION TO BOARD POLICY 3250/AR-1, "TRANSPORTATION FEES/HOME-TO-SCHOOL"
This item is being submitted for the first reading and will be resubmitted to the Board for approval on May 20, 2010.
20. BUSINESS SERVICES UPDATE..... STEVE MA, ASSOCIATE SUPERINTENDENT
21. HUMAN RESOURCES UPDATE TERRY KING, ASSOCIATE SUPERINTENDENT
22. EDUCATIONAL SERVICES UPDATE..... RICK SCHMITT, ASSOCIATE SUPERINTENDENT
23. PUBLIC COMMENTS
In accordance with the Brown Act, unless an item has been placed on the published agenda, there shall be no action taken. The Board may 1) acknowledge receipt of the information, 2) refer to staff for further study, or 3) refer the matter to the next agenda. (See Board Agenda Cover Sheet)
24. FUTURE AGENDA ITEMS
25. ADJOURNMENT TO CLOSED SESSION (AS NECESSARY)

CLOSED SESSION (if required)

- A. Consider personnel issues, pursuant to Government Code Sections 11126 and 54957; limited to consideration of the appointment, employment, evaluation of performance, discipline/ release, dismissal of a public employee, or to hear *complaints or charges brought against such employee by another person or employee unless the employee requests a public session.*

- B. Conference with Labor Negotiators, pursuant to Government Code Section 54957.8.
Agency Negotiators: Superintendent and Associate Superintendents (3)
Employee Organizations: San Dieguito Faculty Association / California School Employees Association
- C. Conference with legal counsel to discuss current and/or potential litigation, pursuant to Government Code Sections 54956.9(b)(3)(A), (D), and (E). (1 case – Soval v San Dieguito Union High School District (37-2009-00085480-CU-BC-CTL)
- D. Consideration and/or deliberation of student discipline matters (3 cases)

26. REPORT FROM CLOSED SESSION (AS NECESSARY)

27. MEETING ADJOURNED

*The next regularly scheduled Board Meeting will be held on **Thursday, May 20, 2010, at 6:30 PM** in the SDUHSD District Office Board Room 101. The District Office is located at 710 Encinitas Blvd., Encinitas, CA, 92024.*

ITEM 6 Board of Trustees
Joyce Dalessandro
Linda Friedman
Barbara Groth
Beth Hergesheimer
Deanna Rich

Superintendent
Ken Noah



SAN DIEGUITO UNION HIGH SCHOOL
DISTRICT
BOARD OF TRUSTEES
BOARD WORKSHOP
MINUTES

THURSDAY, APRIL 15, 2010
4:45 PM

DISTRICT OFFICE BOARD ROOM 101
710 ENCINITAS BLVD., ENCINITAS, CA. 92024

The Governing Board of the San Dieguito Union High School District held a Board Workshop on Thursday, April 15, 2010, at the above location, in the Board Room.

ATTENDANCE

BOARD OF TRUSTEES

- Joyce Dalessandro
- Linda Friedman
- Barbara Groth
- Beth Hergesheimer
- Deanna Rich

DISTRICT ADMINISTRATION

- Ken Noah, Superintendent
- Terry King, Associate Superintendent, Human Resources
- Steve Ma, Associate Superintendent, Business
- Mark Chen, Coordinator, BTSA
- Cathy Hicks, Coordinator, BTSA (Incumbent)
- Becky Banning, Recording Secretary

1. CALL TO ORDER – The meeting was called to order at 4:45 PM.

INFORMATION ITEM

2. Update, *High Quality Staff*, (Strategic Action Plan 6.0)

Associate Superintendent Terry King reviewed the District’s recruitment and selection process for all certificated staff. She gave an overview of state and federal requirements such as No Child Left Behind, English Language and new Special Education Authorizations.

BTSA Coordinators Ms. Cathy Hicks and Mr. Mark Chen gave an overview of the *Beginning Teacher Support and Assessment Program*, (BTSA), which is a two-year California Standards-based professional development support system for new teachers.

Ms. King also reviewed the teacher evaluation process and timelines.

3. Adjournment – The meeting was adjourned at 5:35 PM.

Joyce Dalessandro, Board Clerk

Date

Ken Noah, Superintendent

Date

ITEM 6

Board of Trustees
Joyce Dalessandro
Linda Friedman
Barbara Groth
Beth Hergesheimer
Deanna Rich

Superintendent
Ken Noah



MINUTES
OF THE
SAN DIEGUITO UNION HIGH SCHOOL DISTRICT
BOARD OF TRUSTEES
REGULAR BOARD MEETING

APRIL 15, 2010

710 ENCINITAS BLVD
ENCINITAS, CA 92024

DISTRICT OFFICE
BOARD ROOM #101

PRELIMINARY FUNCTIONS (ITEMS 1 - 6)

1. CALL TO ORDER; PUBLIC COMMENTS REGARDING CLOSED SESSION ITEMS (ITEM 1)

President Groth called the meeting to order at 6:01 PM to receive public comments on Closed Session agenda items. No public comments were presented.

2. CLOSED SESSION (ITEM 2)

The Board convened to Closed Session at 6:02 PM to:

- A. Consider personnel issues, pursuant to Government Code Sections 11126 and 54957; limited to consideration of the appointment, employment, evaluation of performance, discipline/release, dismissal of a public employee or to hear *complaints or charges brought against such employee by another person or employee unless the employee requests a public session.*
- B. Conference with Labor Negotiators, pursuant to Government Code Section 54957.8. Agency Negotiators: Superintendent & Associate Superintendents (3); Employee Organizations: San Dieguito Faculty Association and/or California School Employees' Association.
- C. Conference with legal counsel to discuss current and/or potential litigation, pursuant to Government Code Sections 54956.9(b)(3)(A), (D), and (E).
- D. Consideration and/or deliberation of student discipline matters. (2 cases)

OPEN SESSION / ATTENDANCE

BOARD OF TRUSTEES

Joyce Dalessandro
Linda Friedman
Barbara Groth
Beth Hergesheimer
Deanna Rich

STUDENT BOARD MEMBERS

Jordan Bernard, La Costa Canyon
Taylor Bell, Sunset
Shakila Guevara, San Dieguito Academy
Nick Lawson, Canyon Crest Academy
Allison Yamamoto, Torrey Pines

DISTRICT ADMINISTRATORS

Ken Noah, Superintendent
Terry King, Associate Superintendent, Human Resources
Steve Ma, Associate Superintendent, Business
Bruce Cochran, Executive Director, Pupil Services
Terry Calen, Principal, Oak Crest Middle School
Becky Banning, Recording Secretary

3. CALL TO ORDER (ITEM 3)

The regular meeting of the Board of Trustees was called to order at 6:33 PM.

4. PLEDGE OF ALLEGIANCE (ITEM 4)

Ms. Groth led the Pledge of Allegiance.

ITEM 6

- 5. REPORT OUT OF CLOSED SESSION (ITEM 5)
The Board took unanimous action to approve the stipulated expulsion of Student #588680 and Student #633451. The Board also took action to approve a 10-day suspension without pay and involuntary transfer of employee #25303. Motions on both actions were unanimously carried.
- 6. APPROVAL OF MINUTES / REGULAR MEETING AND BOARD WORKSHOP, MARCH 4, 2010 (ITEM 6)
It was moved by Ms. Dalessandro, seconded by Ms. Rich, that the Minutes of the March 11th and March 15th, 2010 Board Meetings be approved as written. Motion unanimously carried.

NON-ACTION ITEMS.....(ITEMS 7 - 10)

- 7. STUDENT BOARD REPRESENTATIVES (ITEM 7)
All Student Board Representatives gave updates on events and activities at their schools.
- 8. BOARD OF TRUSTEES UPDATES AND REPORTS..... (ITEM 8)
The Board attended a Board Workshop held prior to this meeting, to receive an update on High Quality Staff, (Action Plan 6.0).
Ms. Dalessandro attended the unveiling ceremony for the new mosaic mural at the Earl Warren Library; visited the Earl Warren Middle School campus with Ms. Hergesheimer; and attended the "Pump Up the Volume" Torrey Pines Foundation Fundraiser.
Ms. Friedman accompanied Mr. Noah on a tour of the San Dieguito Academy Biotech Lab. Community partners also visited the lab.
Ms. Groth attended a meeting with the North Coastal Consortium for Special Education, (NCCSE). Discussion included the differences between Basic Aid and Revenue Limit Funding and how reductions may affect current funding for NCCSE. Ms. Groth also announced that NCCSE's Senior Director, Mr. Joe Schwartzberg, will be retiring at the end of this year.
Ms. Hergesheimer attended another Encinitas General Plan Meeting.
Ms. Rich attended a Regional Legislative Action Network (LAN) meeting with Mr. Noah, which featured an update from a demographer from SANDAG. Ms. Rich also said the unveiling ceremony of the mosaic mural at EWMS Library was impressive and left everybody that was present with a good feeling about the project.
- 9. SUPERINTENDENT'S REPORTS, BRIEFINGS AND LEGISLATIVE UPDATES (ITEM 9)
Superintendent Noah attended the Regional LAN meeting. He also attended a meeting of local superintendents and private school directors regarding ways to establish methods of quick response during possible crisis events. This was the first of several meetings by this same group, with the purpose of addressing "Stranger Danger".
Mr. Noah addressed the 2010-11 budget and stated that as it stands, the gap between actual revenue and expenditures is close to \$7.5 million. Some savings will come from the elimination of several positions including teaching, school classified, district office, and maintenance and operations positions, as well as a reduction in non-personnel expenditures.
- 10. OAK CREST MIDDLE SCHOOL UPDATE TERRY CALEN, PRINCIPAL
Principal Calen stated that he is very proud of the collaboration among teaching staff at the site. He addressed technology improvements and gave an example of wireless response clickers used by the students to communicate with the teacher while the teacher is giving the classroom instruction.
Mr. Calen also talked about a new breakfast program, which has proven to be highly successful, (over 200 breakfast meals served daily for the past three weeks).
Mr. Calen said progress continues at Oak Crest Middle School and complimented his new assistant principal, Mike Modeer for his leadership and knowledge.

CONSENT AGENDA ITEMS(ITEMS 11 – 15)

It was moved by Ms. Hergesheimer, seconded by Ms. Dalessandro, all consent agenda items listed below be approved as presented. Motion unanimously carried.

11. SUPERINTENDENT

A. GIFTS AND DONATIONS

Accept the Gifts and Donations, as presented.

B. FIELD TRIP REQUESTS

Approve all Field Trip Requests submitted, as presented.

12. HUMAN RESOURCES

A. PERSONNEL REPORTS

Approve matters pertaining to employment of personnel, salaries, leaves of absence, resignations, changes in assignments, extra duty assignments, and consultant services:

1. Certificated and/or Classified Personnel Reports, as presented.

B. APPROVAL/RATIFICATION OF AGREEMENTS

Approve/ratify entering into the following agreement and authorize Christina M. Bennett, Eric R. Dill or Stephen G. Ma to execute the agreements:

1. California State University San Marcos for student teacher training, during the period of July 1, 2010 through June 30, 2015.

13. EDUCATIONAL SERVICES

A. APPROVAL/RATIFICATION OF AGREEMENTS

Approve/ratify entering into the following agreement and authorize Christina M. Bennett, Eric R. Dill or Stephen G. Ma to execute the agreement:

1. PLATO, Inc. dba PLATO Learning to provide online credit recovery software solutions and professional services, during the period of April 16, 2010 through July 31, 2011, for an amount not to exceed \$170,005.20, to be expended from the General Fund 03-00.

B. APPROVAL/RATIFICATION OF AMENDMENT TO AGREEMENTS

Approve/ratify entering into the following agreement and authorize Christina M. Bennett, Eric R. Dill or Stephen G. Ma to execute the agreement:

1. School Wise Press to provide Spanish versions of the SARC report for Oak Crest Middle School for the 2008-2009 school year, during the period of July 1, 2009 through June 30, 2010, for an amount not to exceed \$500.00, to be expended from the General Fund 03-00.

14. PUPIL SERVICES

A. APPROVAL/RATIFICATION OF NON-PUBLIC SCHOOL / NON-PUBLIC AGENCY CONTRACTS

(None Submitted)

B. APPROVAL/RATIFICATION OF AGREEMENTS

(None Submitted)

C. APPROVAL/RATIFICATION OF PARENT SETTLEMENTS AND RELEASE AGREEMENTS

(None Submitted)

15. BUSINESS

A. APPROVAL/RATIFICATION OF AGREEMENTS

Approve/ratify entering into the following agreements and authorize Christina M. Bennett, Eric R. Dill, Stephen G. Ma, or Ken Noah to execute the agreements:

1. Novell Inc., extend the existing SLA contract to provide district wide network and desktop software licenses and technical support, during the period May 1, 2010 through April 30, 2011, for an amount not to exceed \$30,500.00, to be expended from the General Fund 03-00.
2. Roesling Nakamura Terada Architects, Inc. to provide design, contract document preparation and construction administration support for the Shade Structure Project at Carmel Valley Middle School, during the period March 24, 2010 through July 1, 2010, for an amount not to exceed \$5,520.00 plus reimbursable expenses, to be expended from the Capital Facilities Fund 25-19.
3. The Regents of the University of California to provide online advanced placement and college preparatory courses, during the period March 24, 2010 through June 30, 2012, at no cost to the district.
4. Wilsound Audio Services to provide a sound system and operator for San Dieguito High School Academy on June 18, 2010, for an amount not to exceed \$1,000.00, to be expended from the General Fund 03-00.
5. Ferandell Tennis Courts, Inc. to provide runway track cleaning services at Torrey Pines High School and La Costa Canyon High School on an as-needed basis, at the rate of \$650.00 per cleaning, per site, to be expended from the General Fund 03-00.
6. Raphael's Party Rentals to provide a stage rental for Diegueño Middle School on April 21, 2010, in the amount of \$297.75, to be expended from the General Fund 03-00.
7. Reynolds Consulting Group, Inc. to provide mandated cost reimbursement services, during the period July 1, 2010 through June 30, 2011, with options to renew two additional one year periods, for an amount not to exceed \$30,000.00 per fiscal year, to be expended from the General Fund 03-00.

B. APPROVAL/RATIFICATION OF AMENDMENT TO AGREEMENTS

Approve/ratify amending the following agreements and authorize Christina M. Bennett, Eric R. Dill or Stephen G. Ma to execute the agreements:

1. Siemens Building Technologies, Inc. to begin work on phase IV of the mechanical, operational, and energy efficiency related improvements at Torrey Pines High School, as noted in the energy service contract, to be performed upon receipt of a written notice to proceed from the District, for an amount not to exceed \$269,200.00, to be expended from the Capital Facilities Fund 25-19.
2. Digital Schools of California, LLC for services-based detailed application software for human resources, budgeting, and payroll management, to create a bridge between the Digital Schools software suite to the San Diego County Office of Education payroll system and provide continued bridge maintenance, during the period April 15, 2010 through June 30, 2011, for a onetime fee of \$10,000.00 plus a monthly charge of \$0.25 per full time employee, to be expended from the General Fund 03-00.
3. Urban Tree Care, Inc., for district wide tree trimming services, extending the contract period from May 1, 2010 through April 30, 2011, with no changes to the contract, to be expended from the fund to which the project is charged.
4. Chevron Energy Solutions Company, a Division of Chevron U.S.A. Inc. (Chevron ES), for the implementation of Solar Improvements, to extend the amount of time San Dieguito Union High School District has to obtain necessary financing on or before May 10, 2010.

C. APPROVAL OF AMENDMENT TO CONTRACT / LEASE-LEASEBACK

ITEM 6

Approve the amendment to the lease-leaseback contract with Barnhart-Balfour Beatty, Inc. fka Douglas E. Barnhart, Inc. to add the San Dieguito High School Academy site for the Visual and Performing Arts Center project and establish a Guaranteed Maximum Price for the improvements, to be expended from Mello Roos Funds, School Facility Fund 35-00, Special Reserves Fund 40-00, and San Dieguito Academy Foundation contributions deposited directly into Special Reserves Fund 40-00, and authorize Christina M. Bennett, Eric R. Dill or Stephen G. Ma to execute all pertinent documents.

D. AWARD/RATIFICATION OF CONTRACTS

Award/ratify the following contracts and authorize Christina M. Bennett, Eric R. Dill or Stephen G. Ma to execute all pertinent documents:

- 1. Fredericks Electric, Inc. for Electrical Services – District Wide, during the period May 1, 2010 through April 30, 2011, with options to renew two additional one year periods, at the unit prices listed on the attachment, to be expended from the fund to which the project is charged.

E. APPROVAL OF CHANGE ORDERS (None Submitted)

F. ACCEPTANCE OF CONSTRUCTION PROJECTS (None Submitted)

G. APPROVAL OF BUSINESS REPORTS

Approve the following business reports:

- 1. Purchase Orders
- 2. Instant Money
- 3. Membership Listing
- 4. Replacement

DISCUSSION / ACTION.....(ITEMS 16 - 22)

16. ADOPTION OF RESOLUTION, CLASSIFIED EMPLOYEES' WEEK, MAY 16- 22, 2010

It was moved by Ms. Dalessandro, seconded by Ms. Rich, to adopt May 16-22, 2010, as Classified Employees' Week, as shown. Motion unanimously carried.

17. ADOPTION OF RESOLUTION DEDICATING AN INTEREST IN REAL PROPERTY

A. PUBLIC HEARING

B. ADOPTION OF RESOLUTION

It was moved by Ms. Friedman, seconded by Shakila Guevara, to adopt the Resolution Dedicating an Interest in Real Property to Crown Castle GT Company LLC over an amended easement to expand the easement by approximately seven hundred and twenty-five (725) square feet to accommodate the construction of a new communications tower, as well as the installation and collocation of equipment on and/or near such tower at Torrey Pines High School. Motion unanimously carried.

18. ADOPTION OF RESOLUTION / SOLAR PROJECTS / CANYON CREST ACADEMY & LA COSTA CANYON HIGH SCHOOLS

It was moved by Ms. Hergesheimer, seconded by Ms. Dalessandro, to adopt the Resolution of the Board of Trustees of the San Dieguito Union High School District Authorizing Certain Actions Relating to the Issuance of the San Dieguito Public Facilities Authority Lease Revenue Bonds and Distribution of an Official Statement. Motion unanimously carried.

19. HOME-TO-SCHOOL TRANSPORTATION

This item was presented for Board discussion and direction on the three possible options shown. (See attached)

ITEM 6

After a brief introduction by the Superintendent, the following public comments were presented:

- J. McKirdy, SDUHSD Employee
- D Windle, SDUHSD Employee

Both, Ms. McKirdy and Ms. Windle addressed concerns regarding the possible elimination of transportation services to students and outlined those concerns in a letter written by Ms. McKirdy, as well as in the oral comments made by both employees.

The Board thanked Ms. McKirdy and Ms. Windle for their comments and then deliberated on the three options as follows:

Ms. Dalessandro – stated there are compelling reasons for keeping the transportation service as is. She stated doubling the fee was not a good option; elimination of services would increase the number of vehicles on the road, which is bad for the environment; and students in high school are not as easily transported as students coming from elementary districts, (longer distances between home/school, walking may not be an option for many students). She acknowledged that neighboring elementary districts no longer offer these services but students there can walk, can be walked, or can ride their bikes to and from school because the distances are shorter.

Ms. Hergesheimer asked staff to show long term impacts on the financing and cost.

Ms. Friedman agreed with Ms. Dalessandro's concerns and stated that a substantial increase to ridership fees is prohibitive in some areas; that being said, the fee could still be raised somewhat. Ms. Friedman recalled the fee was raised approximately two years ago to \$500. Ms. Friedman also posed the following questions: How much did that increase affect ridership? If the fee goes up, what would raising the fee do to ridership now? What impact will this have on students when they enter the 9th grade, considering that these students would still not be able to drive? Ms. Friedman stated she does not believe it would be in everybody's best interest to do this anytime soon and recommended that the district either maintain the status quo or find out how it would impact families.

Ms. Rich agreed with the previous concerns mentioned by Board members. She stated that it would particularly affect students from Carmel Valley that currently are attending Earl Warren because of lack of space at Carmel Valley Middle School. Ms. Dee proposes that, if necessary, the fee increase, but the service remain.

Ms. Groth asked the administration to find out how many of our student riders are also on free or reduced lunch assistance. Ms. Groth would like answers to the following questions: Is this the population that is going to be the hardest hit? On the environmental issue, is there some kind of non-educational grant available for schools that choose to use school bus transportation services in exchange for emissions reduction? How many buses does the district use to meet the needs of special education transportation services?

Mr. Noah summarized the Board's comments to indicate that their preference is to not discontinue transportation services, and would be sharing these comments with his Cabinet Team within the following week. Until further notice, transportation services will continue to be provided.

20. APPROVAL OF RATIFICATION OF CONTRACT EXTENSION, SAN DIEGUITO FACULTY ASSOCIATION

Approval of Ratification of Contract Extension with San Dieguito Faculty Association, (SDFA), as shown.

The following public comments were presented:

- J. McKirdy, SDUHSD Employee – Ms. McKirdy expressed a concern about the approval of this item because of the current budget constraints that are impacting the district as a whole.
- Bob Croft, President, San Dieguito Faculty Association

Mr. Croft spoke in favor of the SDFA Contract Extension and urged the Board to approve the contract as presented, and said teachers view the EL stipend as an incentive to maintain an authorization which is required by the state for 100% of the teaching staff.

It was moved by Ms. Dalessandro, seconded by Ms. Friedman, to approve the Ratification of SDFA Contract Extension, as presented. Motion unanimously carried.

21. ADOPTION OF RESOLUTION / TAX & REVENUE ANTICIPATION NOTES (TRANS) FOR 2010-11

ITEM 6

It was moved by Ms. Hergesheimer, seconded by Ms. Friedman, to adopt the attached Resolution for Tax and Revenue Anticipation Notes (TRANs) for fiscal year 2010-11. Motion unanimously carried.

22. ADOPTION OF RESOLUTION, LAYOFF OF ONE CLASSIFIED EMPLOYEE IN SPECIALLY FUNDED PROGRAM

It was moved by Ms. Hergesheimer, seconded by Ms. Rich, to adopt the attached Resolution approving the layoff of one Classified employee in a specially funded program. Motion unanimously carried.

INFORMATION ITEMS.....(ITEMS 23 - 31)

23. SDUHSD SCHOOL ACCOUNTABILITY REPORT CARDS, (SARC), 2008-09

This item was submitted for first read and will be resubmitted for Board action on May 4, 2010.

24. BUSINESS SERVICES UPDATE STEVE MA, ASSOCIATE SUPERINTENDENT

Mr. Ma had no more updates to provide.

25. HUMAN RESOURCES UPDATE TERRY KING, ASSOCIATE SUPERINTENDENT

Ms. King reported on the Middle School Assistant Principal search and interview process. Over 100 applications were submitted and 12 will be interviewed next week. She said the high school football coach interviews were scheduled to take place on Monday. Ms. King also announced that this year's Employee Recognition Event would take place here at the district office, on May 4th, just prior to the next Board Meeting.

26. EDUCATIONAL SERVICES UPDATE RICK SCHMITT, ASSOCIATE SUPERINTENDENT

Mr. Schmitt announced the dates and schedules for STAR testing, beginning in late April. Mr. Schmitt also addressed goals of the Student Achievement Summit and listed the names of participants and key topics to be covered.

27. PUBLIC COMMENTS

The following members of the public addressed the Board of Trustees:

- Mr. Wright addressed concerns regarding the educational placement of his son.

28. FUTURE AGENDA Items (None discussed)

29. ADJOURNMENT TO CLOSED SESSION - (Nothing further to discuss)

30. REPORT OUT OF CLOSED SESSION - (Nothing further to report)

31. ADJOURNMENT OF MEETING - Meeting adjourned at 8:18 PM.

Joyce Dalessandro, Board Clerk

_____ / _____ / 2010
Date

Ken Noah, Superintendent

_____ / _____ / 2010
Date

San Dieguito Union High School District

INFORMATION REGARDING BOARD AGENDA ITEM

TO: BOARD OF TRUSTEES

DATE OF REPORT: March 31, 2010

BOARD MEETING DATE: April 15, 2010

PREPARED AND SUBMITTED BY: Ken Noah, Superintendent

SUBJECT: HOME-TO-SCHOOL TRANSPORTATION

.....

EXECUTIVE SUMMARY

With the loss of Categorical Funding, the district faces an additional shortfall in revenue for home-to-school transportation of \$482,921 for the 2010-11 school year. Three possible options for addressing this issue are presented for Board consideration and input.

Option 1

Eliminate home-to-school transportation for the 2010-11 school year. Notification would be provided this Spring to the families of current and incoming 7th grade students informing them that the service will not be provided.

Option 2

Eliminate home-to-school transportation for the 2011-12 school year. Notification would be provided to the families of incoming 7th grade students informing them that the service would be provided for one year only, and then cease to exist in 2011-12.

Option 3

Continue to provide home-to-school transportation.

At present, home-to-school transportation is provided for middle school students only. Approximately 23% of current 7th and 8th grade students utilize the service. None of the five elementary feeder districts provide home-to-school service. Neither is the service provided at the high school level in this district.

ITEM 6

The annual **gross savings** to the district in Options 1 & 2 would be \$843,523. The loss of parent revenue coupled with the gain in General Fund savings would yield an annual **net savings** to the district of \$ 909,167. Option 3 would require an annual General Fund **contribution** of \$48 2,921, unless ridership fees are increased by 100% to cover that amount.

RECOMMENDATION:

This item is presented for Board discussion and direction.

KN/bb

San Dieguito Union High School District

INFORMATION REGARDING BOARD AGENDA ITEM

TO: BOARD OF TRUSTEES

DATE OF REPORT: April 28, 2010

BOARD MEETING DATE: May 4, 2010

**PREPARED AND
SUBMITTED BY:** Ken Noah, Superintendent

SUBJECT: ACCEPTANCE OF GIFTS AND DONATIONS

.....

EXECUTIVE SUMMARY

The district administration is requesting acceptance of gifts and donations to the district as shown on the following reports.

RECOMMENDATION:

The administration recommends that the Board accept the gifts and donations to the district as shown on the following reports.

FUNDING SOURCE:

Not applicable

KN/bb

GIFTS AND DONATIONS
SDUHSD BOARD MEETING
MAY 4, 2010

ITEM 11A

Donation	Purpose	Donor	Department	School Site
\$22,134.68	Salaries	CCA Foundation	Visiting Artists	CCA
\$195.00	Purchase Materials	Diegueno Parents	Science	DNO
\$603.00	Supplies / Technology	Diegueno Parents	English	DNO
\$1,000.00	Purchase Materials	Biocom Inst./ Pfizer Green Chem	Science	DNO
\$100.00	General Donation	Human Int'l Academy	World Languages	SDA
\$50,000.00	Elmo Projector Project	Vanguard Charitable Trust	Technology	EWMS
\$50,000.00	Special Education	Vanguard Charitable Trust	Pupil Services	DO
Wood Guitar, Musical Recorder / No Value Given	General Donation	Peter Van der Horn	Music	DNO

\$124,032.68 Monetary Donations
\$0.00 Value of Donated Items

\$124,032.68	TOTAL VALUE
---------------------	--------------------

San Dieguito Union High School District

INFORMATION REGARDING BOARD AGENDA ITEM

TO: BOARD OF TRUSTEES

DATE OF REPORT: April 26, 2010

BOARD MEETING DATE: May 4, 2010

PREPARED BY: Terry King
Associate Superintendent/Human Resources

SUBMITTED BY: Ken Noah
Superintendent

SUBJECT: APPROVAL OF CERTIFICATED and
CLASSIFIED PERSONNEL

EXECUTIVE SUMMARY

Please find the following Personnel actions attached for Board Approval:

Certificated

Employment
Leave of Absence
Resignation

Classified

Employment
Change in Assignment
Resignation

RECOMMENDATION:

It is recommended that the Board approve the attached Personnel actions.

FUNDING SOURCE:

General Fund

PERSONNEL LIST

CERTIFICATED PERSONNEL

Employment

1. **Scott Drechsel**, 80% Temporary Teacher (music), 40% @ Earl Warren/40% @ Carmel Valley for the 2010-11 school year, effective 8/24/10 through 6/17/11.
2. **Alicia Labrum**, 40% Temporary Teacher (English/AVID) at Diegueno for the 2010-11 school year, effective 8/24/10 through 6/17/11.
3. **Sean Sovacool**, 100% Temporary Teacher (physical education) and Head Football Coach at La Costa Canyon for the 2010-11 school year, effective 8/24/10 through 6/17/11.
4. **Ronald Yantis**, 80% Temporary Teacher (computer science) at Torrey Pines for the 2010-11 school year, effective 8/24/10 through 6/17/11.

Leave of Absence

1. **Tamara Austin**, Teacher at Carmel Valley, 40% Unpaid Leave of Absence (60% assignment) for the 2010-11 school year, effective 8/24/10 through 6/17/11.
2. **Lillian "Marie" Black**, Teacher at Torrey Pines, 60% Unpaid Leave of Absence (40% assignment) for the 2010-11 school year, effective 8/24/10 through 6/17/11.
3. **Sara Boozer**, 80% Tenured Teacher at Torrey Pines, 20% Unpaid Leave of Absence (60% assignment) for the 2010-11 school year, effective 8/24/10 through 6/17/11.
4. **Dianne Brown**, Teacher at Torrey Pines, 60% Unpaid Leave of Absence (40% assignment) for the 2010-11 school year, effective 8/24/10 through 6/17/11.
5. **Lisa Caston**, Teacher at Canyon Crest Academy, 33% Unpaid Leave of Absence (67% assignment) for the 2010-11 school year, effective 8/24/10 through 6/17/11.
6. **Krista deBoer**, Teacher at La Costa Canyon, 100% Unpaid Leave of Absence for the 2010-11 school year, effective 8/24/10 through 6/17/11.
7. **Robin Duncan**, Teacher at Canyon Crest Academy, 33% Unpaid Leave of Absence (67% assignment) for the 2010-11 school year, effective 8/24/10 through 6/17/11.
8. **Carol Esquenazi**, Teacher at Carmel Valley, 40% Unpaid Leave of Absence (60% assignment) for the 2010-11 school year, effective 8/24/10 through 6/17/11.
9. **Lucia Franke**, Teacher at La Costa Canyon, 20% Unpaid Leave of Absence (80% assignment) for the 2010-11 school year, effective 8/24/10 through 6/17/11.
10. **Anne Marie Godfrey**, Teacher at Torrey Pines, 20% Unpaid Leave of Absence (80% assignment) for the 2010-11 school year, effective 8/24/10 through 6/17/11.
11. **Nicole Green**, Teacher at Torrey Pines, 40% Unpaid Leave of Absence (60% assignment) for the 2010-11 school year, effective 8/24/10 through 6/17/11.
12. **Kerry Koda**, Teacher at San Dieguito Academy, 33% Unpaid Leave of Absence (67% assignment) for the 2010-11 school year, effective 8/24/10 through 6/17/11.
13. **Jill Lax**, Teacher at La Costa Canyon, 40% Unpaid Leave of Absence (60% assignment) for the 2010-11 school year, effective 8/24/10 through 6/17/11.
14. **Maura Leonard**, Teacher at Diegueno, 60% Unpaid Leave of Absence (40% assignment) for the 2010-11 school year, effective 8/24/10 through 6/17/11.
15. **Candace Leone**, Teacher at Diegueno, 20% Unpaid Leave of Absence (80% assignment) for the 2010-11 school year, effective 8/24/10 through 6/17/11.

ITEM 12A

16. **Tita Martin**, Teacher at Carmel Valley, 40% Unpaid Leave of Absence (60% assignment) for the 2010-11 school year, effective 8/24/10 through 6/17/11.
17. **Heather Michel**, Teacher at Carmel Valley, 40% Unpaid Leave of Absence (60% assignment) for the 2010-11 school year, effective 8/24/10 through 6/17/11.
18. **Sarah Morawa**, Teacher at Torrey Pines, 60% Unpaid Leave of Absence (40% assignment) for the 2010-11 school year, effective 8/24/10 through 6/17/11.
19. **Darold Nogle**, Teacher at Torrey Pines and Carmel Valley, 20% Unpaid Leave of Absence (80% assignment) as part of the District-approved STRS Reduced Workload Program for the 2010-11 school year, effective 8/24/10 through 6/17/11.
20. **Paige Pennock**, Teacher at Torrey Pines, 100% Unpaid Leave of Absence (2nd consecutive year) for the 2010-11 school year, effective 8/24/10 through 6/17/11.
21. **MaryAnn Rall**, Teacher at Torrey Pines, 40% Unpaid Leave of Absence (60% assignment) for the 2010-11 school year, effective 8/24/10 through 6/17/11.
22. **Leanne Schwartz**, Teacher at Canyon Crest Academy, 33% Unpaid Leave of Absence (67% assignment) for the 2010-11 school year, effective 8/24/10 through 6/17/11.
23. **Kelly Shafer**, Teacher at Oak Crest, 20% Unpaid Leave of Absence (80% assignment) for the 2010-11 school year, effective 8/24/10 through 6/17/11.
24. **Deirdre Shannon**, Teacher at Torrey Pines, 40% Unpaid Leave of Absence (60% assignment) for the 2010-11 school year, effective 8/24/10 through 6/17/11.
25. **Diane Spragg**, Teacher at Canyon Crest Academy, 33% Unpaid Leave of Absence (67% assignment) for the 2010-11 school year, effective 8/24/10 through 6/17/11.
26. **Ronette Youmans**, Teacher at San Dieguito Academy, 33% Unpaid Leave of Absence (67% assignment) for the 2010-11 school year, effective 8/24/10 through 6/17/11.

Resignation

1. **Leslie Reilly**, Teacher at Diegueno (special education), resignation for retirement purposes, effective 6/18/10.

PERSONNEL LIST

CLASSIFIED PERSONNEL

Employment

1. **Ebner, Steven**, At Will Employee, effective 3/31/10 – 6/10/10
2. **Titlow, Louise**, At Will Employee, effective 5/10/10 – 6/10/10

Change in Assignment

1. **Trejo, Pete**, from Grounds Maintenance Worker II to Lead Grounds Worker, effective 4/22/10 – 5/7/10
2. **Wilkinson, Bruce**, from Grounds Maintenance Equipment Operator to Lead Grounds Worker, effective 4/26/10 – 5/4/10

Resignation

1. **Beeson, Robert**, Plumber Irrigation Specialist, resigning for the purpose of retirement effective 4/28/10
2. **Correa, Noe**, Instructional Assistant Bilingual, effective 4/14/10
3. **Jacoby, Beverly**, Lead Library Media Technician, resigning for the purpose of retirement effective 6/22/10
4. **Jones, Kristen**, Instructional Assistant SpEd Non Severe, effective 4/23/10
5. **MacKirdy, Joanne**, School Bus Driver, resigning for the purpose of retirement effective 5/1/10
6. **Meeks, Tom**, Campus Supervisor High School, resigning for the purpose of retirement effective 6/19/10
7. **Watson, Maryanne**, Secretary, resigning for the purpose of retirement effective 8/7/10

San Dieguito Union High School District

INFORMATION REGARDING BOARD AGENDA ITEM

TO: BOARD OF TRUSTEES

DATE OF REPORT: April 26, 2010

BOARD MEETING DATE: May 4, 2010

PREPARED BY: Christina M. Bennett, Director of Purchasing
Eric R. Dill, Executive Director, Business Services
Steve Ma, Associate Superintendent/Business

SUBMITTED BY: Ken Noah
Superintendent

SUBJECT: APPROVAL/RATIFICATION OF
PROFESSIONAL SERVICES CONTRACTS/ HUMAN
RESOURCES

EXECUTIVE SUMMARY

The attached Professional Services Report/Human Resources summarizes one contract at no cost to the District.

RECOMMENDATION:

The administration recommends that the Board approve and/or ratify the consultant contracts, as shown in the attached Professional Services Report.

FUNDING SOURCE:

As noted on attached list.

SAN DIEGUITO UNION HIGH SCHOOL DISTRICT

ITEM 12B

HUMAN RESOURCES - PROFESSIONAL SERVICES REPORT

Date: 05-04-10

<u>Contract Effective Dates</u>	<u>Consultant/ Vendor</u>	<u>Description of Services</u>	<u>School/ Department Budget</u>	<u>Fee Not to Exceed</u>
7/1/10 – 6/30/13	Azusa Pacific University	Student Teacher Training	N/A	N/A

San Dieguito Union High School District

INFORMATION REGARDING BOARD AGENDA ITEM

TO: BOARD OF TRUSTEES

DATE OF REPORT: April 26, 2010

BOARD MEETING DATE: May 4, 2010

PREPARED BY: Christina M. Bennett, Director of Purchasing
Eric R. Dill, Executive Director, Business Services
Steve Ma, Associate Superintendent/Business

SUBMITTED BY: Ken Noah
Superintendent

SUBJECT: APPROVAL/RATIFICATION OF
PROFESSIONAL SERVICES CONTRACTS/
BUSINESS

EXECUTIVE SUMMARY

The attached Professional Services Report/Business summarizes one contract totaling \$1598.70, or as noted on the attachment.

RECOMMENDATION:

The administration recommends that the Board approve and/or ratify the contracts, as shown in the attached Professional Services Report.

FUNDING SOURCE:

As noted on attached list

ITEM 15A

SAN DIEGUITO UNION HIGH SCHOOL DISTRICT
BUSINESS - PROFESSIONAL SERVICES REPORT

Date: 05-04-10

<u>Contract Effective Dates</u>	<u>Consultant/ Vendor</u>	<u>Description of Services</u>	<u>School/ Department Budget</u>	<u>Fee Not to Exceed</u>
04/19/10 – 06/11/10	Carmel Valley Recreation Center	Lease of facilities for San Dieguito Adult School classes	Adult Education Fund 11-00	\$1598.70

San Dieguito Union High School District

INFORMATION REGARDING BOARD AGENDA ITEM

TO: BOARD OF TRUSTEES

DATE OF REPORT: April 26, 2010

BOARD MEETING DATE: May 4, 2010

PREPARED BY: Christina Bennett, Director of Purchasing
Eric R. Dill, Executive Director, Business Services
Steve Ma, Associate Supt./Business

SUBMITTED BY: Ken Noah
Superintendent

SUBJECT: APPROVAL/RATIFICATION OF
AMENDMENTS TO AGREEMENTS

EXECUTIVE SUMMARY

The attached Amendment to Agreements Report summarizes one amendment to agreements totaling \$0.00, or as listed on the attached report.

RECOMMENDATION:

The administration recommends that the Board approve and/or ratify the amendments to agreements, as shown in the attached Amendment Report.

FUNDING SOURCE:

As noted on attached list

ITEM 15B

SAN DIEGUITO UNION HIGH SCHOOL DISTRICT

AMENDMENT TO AGREEMENTS REPORT

Date: 05-04-10

<u>Contract Effective Dates</u>	<u>Consultant/ Vendor</u>	<u>Description of Services</u>	<u>School/ Department Budget</u>	<u>Fee Not to Exceed</u>
06/01/10 – 05/31/11	Collins & Aikman Floorcoverings, Inc.	District wide carpeting and flooring services, extending the contract period an additional year, with a 5% increase in unit costs as allowed in the contract	Fund to which project is charged	N/A

San Dieguito Union High School District

INFORMATION REGARDING BOARD AGENDA ITEM

TO: BOARD OF TRUSTEES

DATE OF REPORT: April 23, 2010

BOARD MEETING DATE: May 4, 2010

PREPARED BY: Stephen G. Ma
Associate Superintendent, Business

SUBMITTED BY: Ken Noah, Superintendent

SUBJECT: APPROVAL OF BUSINESS REPORTS

EXECUTIVE SUMMARY

Please find the following business reports submitted for your approval:

- a) Purchase Orders
- b) Instant Money
- c) Membership Listing

RECOMMENDATION:

It is recommended that the Board approve the following business reports: a) Purchase Orders, b) Instant Money, and c) Membership Listing.

FUNDING SOURCE:

Not applicable

js
Attachments

PO/BOARD/REPORT

SAN DIEGUITO UNION HIGH
FROM 03/31/10 THRU 04/22/10

1

ITEM 15F

PO NBR	DATE	FUND	VENDOR	LOC	DESCRIPTION	AMOUNT
202612	03/31/10	03	GOPHER SPORT	003	MATERIALS AND SUPPLI	\$474.43
202613	03/31/10	03	LIGHTSPEED SYSTEMS,	035	TECHNOLOGY EQUIPMENT	\$8,700.00
202614	03/31/10	06	WOODWARD, LIZ	030	OTHER SERV.& OPER.EX	\$7,000.00
202615	03/31/10	03	AREY JONES EDUCATION	035	MATERIALS AND SUPPLI	\$14,596.93
202616	03/31/10	06	BYTES OF LEARNING	030	A/V CONTRACT	\$630.75
202617	03/31/10	03	SIMPLEX-GRINNELL LP	025	REPAIRS BY VENDORS	\$456.00
202618	04/01/10	03	COX COMMUNICATIONS	035	COMMUNICATIONS-TELEP	\$240.00
202619	04/01/10	06	ONE STOP TONER AND I	010	MATERIALS AND SUPPLI	\$330.56
202620	04/01/10	03	APPLE COMPUTER INC	004	MATERIALS AND SUPPLI	\$162.04
202621	04/01/10	03	TROXELL COMMUNICATIO	013	NON CAPITALIZED EQUI	\$975.92
202622	04/01/10	03	APPERSON EDUCATION P	008	MATERIALS AND SUPPLI	\$59.03
202623	04/01/10	03	AMAZON.COM	008	MATERIALS AND SUPPLI	\$113.06
202625	04/01/10	03	ONE STOP TONER AND I	008	MATERIALS AND SUPPLI	\$130.48
202626	04/01/10	06	T E R I INC	030	OTHER CONTR-N.P.S.	\$4,700.20
202627	04/01/10	03	AMAZON.COM	004	MATERIALS AND SUPPLI	\$38.01
202628	04/01/10	03	INTREPID SHAKESPEARE	004	PROF/CONSULT./OPER E	\$1,100.00
202629	04/01/10	06	OAK GROVE INSTITUTE	030	OTHER CONTR-N.P.S.	\$14,394.24
202630	04/01/10	06	CURRICULUM DESIGNERS	024	TRAVEL AND CONFERENC	\$3,870.00
202631	04/01/10	03/06	ONE STOP TONER AND I	004	MATERIALS AND SUPPLI	\$337.07
202632	04/01/10	06	OAK GROVE INSTITUTE	030	OTHER CONTR-N.P.S.	\$9,031.68
202633	04/01/10	03	TOMARK SPORTS	025	GROUNDS-REPAIR MATER	\$591.10
202635	04/01/10	06	STAPLES ADVANTAGE	013	MATERIALS AND SUPPLI	\$106.59
202636	04/01/10	03	ACCURATE LABEL DESIG	010	MATERIALS AND SUPPLI	\$248.95
202637	04/01/10	03	STAPLES ADVANTAGE	035	NON CAPITALIZED EQUI	\$2,003.24
202638	04/01/10	03	PAXTON/PATTERSON	004	LIC/SOFTWARE	\$4,018.31
202639	04/01/10	03/06	TURNING TECHNOLOGIES	004	NON CAPITALIZED EQUI	\$12,909.00
202640	04/01/10	03	AMAZON.COM	010	MATERIALS AND SUPPLI	\$43.39
202641	04/01/10	11	SCANTRON CORPORATION	009	OFFICE SUPPLIES	\$122.37
202642	04/01/10	06	TROXELL COMMUNICATIO	004	NON CAPITALIZED EQUI	\$2,298.98
202643	04/01/10	03	HOME DEPOT	004	MATERIALS AND SUPPLI	\$175.00
202644	04/01/10	03	STAPLES ADVANTAGE	004	MATERIALS AND SUPPLI	\$174.00
202645	04/01/10	03	STAPLES ADVANTAGE	004	MATERIALS AND SUPPLI	\$61.03
202646	04/01/10	03	SARGENT WELCH SCIENT	013	MATERIALS AND SUPPLI	\$1,784.01
202648	04/01/10	03	HERFF JONES	006	MATERIALS AND SUPPLI	\$500.00
202649	04/01/10	03	MEDCO SUPPLY CO INC	005	MEDICAL SUPPLIES	\$94.61
202650	04/02/10	06	AMAZON.COM	030	MATERIALS AND SUPPLI	\$117.81
202651	04/02/10	03	FREY SCIENTIFIC CO	012	MATERIALS AND SUPPLI	\$211.87
202652	04/02/10	03	LOGICAL CHOICE TECHN	035	TECHNOLOGY EQUIPMENT	\$8,685.84
202653	04/02/10	03	NASCO MODESTO	012	MATERIALS AND SUPPLI	\$129.25
202654	04/02/10	03	YANT, DAVE SIGNS	025	OTHER SERV.& OPER.EX	\$1,525.00
202655	04/02/10	06	DON JOHNSTON CO	030	A/V CONTRACT	\$1,470.75
202656	04/06/10	03	LAB AIDS	012	MATERIALS AND SUPPLI	\$156.34
202657	04/08/10	03	SANDWICH QUEEN, THE	026	MATERIALS AND SUPPLI	\$84.82
202658	04/08/10	03	WARD'S NATURAL SCIEN	012	MATERIALS AND SUPPLI	\$71.78
202659	04/08/10	03	BEACH GRASS CAFE	025	MATERIALS AND SUPPLI	\$130.00
202660	04/08/10	03	LEUCADIA PIZZERIA	025	MATERIALS AND SUPPLI	\$130.00
202661	04/08/10	03	NATL FED OF STATE HS	025	MATERIALS AND SUPPLI	\$150.76
202662	04/08/10	03	OFFICE DEPOT	013	AERIES SUPPLIES	\$351.59
202663	04/08/10	03	PURCHASE ORDER	013	SCHOLARSHIPS	\$600.00
202664	04/08/10	06	PROVO CANYON SCHOOL	030	OTHER CONTR-N.P.S.	\$19,188.00
202665	04/08/10	03	AMAZON.COM	012	MATERIALS AND SUPPLI	\$53.47
202666	04/01/10	06	PATON GROUP, THE	013	MATERIALS AND SUPPLI	\$195.75
202667	04/09/10	03	DISNEY EDUCATIONAL P	008	MATERIALS AND SUPPLI	\$1,071.02
202668	04/09/10	06	ACADEMIC SUPERSTORE	014	MATERIALS AND SUPPLI	\$1,236.06
202669	04/09/10	03	MOORE MEDICAL, LLC	030	MEDICAL SUPPLIES	\$125.36

PO/BOARD/REPORT

SAN DIEGUITO UNION HIGH
FROM 03/31/10 THRU 04/22/10

2

ITEM 15F

PO NBR	DATE	FUND	VENDOR	LOC	DESCRIPTION	AMOUNT
202670	04/09/10	06	RIVERSIDE PUBLISHING	030	MATERIALS AND SUPPLI	\$209.00
202671	04/09/10	03	SCHOOL SPACE SOLUTIO	003	MATERIALS AND SUPPLI	\$214.67
202672	04/09/10	03	XEROX CORPORATION	013	RENTS & LEASES	\$891.45
202673	04/09/10	06	GAGGLE.NET INC	030	A/V CONTRACT	\$100.00
202674	04/09/10	06	NAVIANCE	005	A/V CONTRACT	\$815.63
202675	04/09/10	06	LINGUISYSTEMS INC	030	MATERIALS AND SUPPLI	\$515.04
202676	04/09/10	03	VMWARE, INC.	035	A/V CONTRACT	\$1,392.00
202677	04/09/10	06	C R J INC	028	REPAIRS BY VENDORS	\$99.83
202678	04/09/10	03	DELL COMPUTER CORPOR	035	A/V CONTRACT	\$13,125.00
202679	04/09/10	03	LIGHTNING TECHNOLOGY	035	REPAIRS BY VENDORS	\$5,733.39
202680	04/09/10	03	SEHI-PROCOMP COMPUTE	005	MAT/SUP/EQUIP TECHNO	\$1,254.98
202681	04/12/10	03	DELL COMPUTER CORPOR	035	MAT/SUP/EQUIP TECHNO	\$3,223.74
202682	04/13/10	03	JSTOR, A PART OF ITH	014	A/V CONTRACT	\$1,125.00
202683	04/13/10	06	CHARTER INDUSTRIAL S	014	MATERIALS AND SUPPLI	\$772.42
202684	04/13/10	03	MISSION FEDERAL CRED	010	MATERIALS AND SUPPLI	\$171.01
202685	04/13/10	03	MISSION FEDERAL CRED	010	MATERIALS AND SUPPLI	\$16.95
202686	04/13/10	13	MISSION FEDERAL CRED	031	MATERIALS AND SUPPLI	\$27.25
202687	04/14/10	03	STAPLES ADVANTAGE	022	OFFICE SUPPLIES	\$455.94
202688	04/14/10	03	SAN DIEGO DIGITAL SO	003	MATERIALS AND SUPPLI	\$854.76
202689	04/14/10	03	ROYAL BUSINESS GROUP	013	OFFICE SUPPLIES	\$17.40
202690	04/14/10	03	ROYAL BUSINESS GROUP	001	MATERIALS AND SUPPLI	\$15.23
202691	04/15/10	03	WAXIE SANITARY SUPPL	012	MATERIALS AND SUPPLI	\$510.69
202692	04/15/10	03	RASIX COMPUTER CENTE	012	MATERIALS AND SUPPLI	\$235.01
202693	04/15/10	03	FREDRICKS ELECTRIC I	035	MATERIALS AND SUPPLI	\$1,921.50
202694	04/15/10	03	FREDRICKS ELECTRIC I	025	REPAIRS BY VENDORS	\$315.00
202695	04/15/10	03/06	FREDRICKS ELECTRIC I	035	MATERIALS AND SUPPLI	\$3,087.75
202696	04/16/10	03/06	FREDRICKS ELECTRIC I	035	MATERIALS AND SUPPLI	\$2,515.50
202697	04/16/10	03	FRONTIER FENCE COMPA	025	REPAIRS BY VENDORS	\$1,128.00
202698	04/16/10	03	URBAN TREE CARE, INC	025	OTHER SERV.& OPER.EX	\$2,240.00
202699	04/16/10	06	R D O EQUIPMENT CO	028	REPAIRS BY VENDORS	\$1,694.37
202700	04/16/10	06	R D O EQUIPMENT CO	028	MATERIALS-REPAIRS	\$2,854.17
202701	04/16/10	06	ROGERS MEMORIAL HOSP	030	OTHER CONTR-N.P.S.	\$3,600.00
202702	04/16/10	03	SEHI-PROCOMP COMPUTE	005	MATERIALS AND SUPPLI	\$630.75
202703	04/16/10	03	S B C DATACOMM INC	035	REPAIRS BY VENDORS	\$18,437.22
202704	04/16/10	03	RASIX COMPUTER CENTE	003	SOFTWARE/DP SUPPLIES	\$192.09
202705	04/16/10	06	RASIX COMPUTER CENTE	028	OFFICE SUPPLIES	\$128.48
202706	04/16/10	03	RASIX COMPUTER CENTE	035	MATERIALS AND SUPPLI	\$252.60
202707	04/16/10	03	RASIX COMPUTER CENTE	035	MATERIALS AND SUPPLI	\$166.94
202708	04/16/10	03	SEHI-PROCOMP COMPUTE	035	MAT/SUP/EQUIP TECHNO	\$1,487.70
202709	04/16/10	03	WILSOUND AUDIO SERVI	013	OTHER SERV.& OPER.EX	\$1,000.00
202710	04/19/10	03	FERANDELL TENNIS COU	025	OTHER SERV.& OPER.EX	\$1,300.00
202711	04/19/10	03	EN POINTE TECHNOLOGI	035	A/V CONTRACT	\$9,118.11
202712	04/19/10	03	STAPLES ADVANTAGE	026	MATERIALS AND SUPPLI	\$73.34
202713	04/19/10	03	GALE - A CENGAGE LEA	012	A/V CONTRACT	\$200.00
202714	04/19/10	03	RASIX COMPUTER CENTE	005	MATERIALS AND SUPPLI	\$139.54
202715	04/19/10	03	NOVELL INC	035	A/V CONTRACT	\$30,500.00
202716	04/19/10	03	TROXELL COMMUNICATIO	005	NON CAPITALIZED EQUI	\$574.74
202717	04/20/10	03	FREY SCIENTIFIC CO	012	MATERIALS AND SUPPLI	\$69.51
202718	04/20/10	03	FLINN SCIENTIFIC INC	012	MATERIALS AND SUPPLI	\$121.85
202719	04/20/10	03	STAPLES ADVANTAGE	008	MATERIALS AND SUPPLI	\$48.29
202720	04/20/10	03	FLINN SCIENTIFIC INC	003	MATERIALS AND SUPPLI	\$57.22
202721	04/21/10	03	HOME DEPOT	004	MATERIALS AND SUPPLI	\$400.00
202722	04/21/10	03	HOME DEPOT	004	SOFTWARE/DP SUPPLIES	\$100.00
202724	04/21/10	03	FERGUSON ENTERPRISES	025	CUSTODIAL SUPPLIES	\$601.76
202725	04/21/10	03	ANDERSON STATIONERS	006	PRINTING	\$100.00

PO/BOARD/REPORT

SAN DIEGUITO UNION HIGH
FROM 03/31/10 THRU 04/22/10

3

ITEM 15F

PO NBR	DATE	FUND	VENDOR	LOC	DESCRIPTION	AMOUNT
202726	04/21/10	03	TOMARK SPORTS	025	MATERIALS AND SUPPLI	\$852.48
202727	04/21/10	03	PATHWAY COMMUNICATIO	005	MATERIALS AND SUPPLI	\$273.94
202728	04/21/10	03	MOORE MEDICAL, LLC	012	MATERIALS AND SUPPLI	\$112.85
202729	04/21/10	06	TEACHERS' CURRICULUM	012	MATERIALS AND SUPPLI	\$2,637.60
202730	04/21/10	03	HOME DEPOT	013	MATERIALS AND SUPPLI	\$265.00
202731	04/21/10	03	ACCURATE LABEL DESIG	014	MATERIALS AND SUPPLI	\$84.99
202732	04/21/10	03	ROYAL BUSINESS GROUP	030	PRINTING	\$28.28
202733	04/21/10	03	PROCURETECH	035	SOFTWARE/DP SUPPLIES	\$2,456.14
202734	04/21/10	06	PATHWAY COMMUNICATIO	012	NON CAPITALIZED EQUI	\$1,559.48
202735	04/21/10	03	FULL COMPASS	014	MATERIALS AND SUPPLI	\$571.36
202736	04/21/10	03	FULL COMPASS	014	MATERIALS AND SUPPLI	\$538.74
202737	04/21/10	03	UNITED HEALTH SUPPLI	012	MATERIALS AND SUPPLI	\$52.20
202738	04/21/10	03	AMAZON.COM	001	OFFICE SUPPLIES	\$34.75
202739	04/21/10	03	MARKERBOARD PEOPLE,	008	MATERIALS AND SUPPLI	\$102.39
202740	04/21/10	06	LAKESHORE LEARNING	030	MATERIALS AND SUPPLI	\$37.61
202741	04/22/10	03	SIMPLEX-GRINNELL LP	025	REPAIRS BY VENDORS	\$228.00
202742	04/22/10	06	PROVO CANYON SCHOOL	030	OTHER CONTR-N.P.S.	\$11,388.00
202743	04/22/10	03	COLLEGE BOARD	010	MATERIALS AND SUPPLI	\$50.00
202745	04/22/10	03	DHARMA TRADING COMPA	004	MATERIALS AND SUPPLI	\$413.56
202746	04/22/10	03	TIME CLOCK SALES & S	006	REPAIRS BY VENDORS	\$256.00
202747	04/22/10	03	STAPLES ADVANTAGE	004	MATERIALS AND SUPPLI	\$53.21
202748	04/22/10	03	AMAZON.COM	010	MATERIALS AND SUPPLI	\$152.23
202750	04/22/10	03	WESTERN ENVIRONMENTA	037	PROF/CONSULT./OPER E	\$2,390.00
202751	04/22/10	06	MISSION FEDERAL CRED	010	MATERIALS AND SUPPLI	\$455.00
202752	04/22/10	06	FAMILY LIFE CENTER	030	OTHER CONTR-N.P.S.	\$11,482.38
202753	04/22/10	06	RESEARCH PRESS INC	030	MATERIALS AND SUPPLI	\$249.85
202754	04/22/10	03	APPERSON EDUCATION P	008	MATERIALS AND SUPPLI	\$59.03
202755	04/22/10	03	AMWAY GLOBAL	025	MATERIALS AND SUPPLI	\$239.36
202756	04/22/10	03	NASCO MODESTO	008	MATERIALS AND SUPPLI	\$27.32
202757	04/22/10	03	ALPHA GRAPHICS	010	PRINTING	\$3,000.00
202761	04/22/10	06	PERMA BOUND	014	TEXTBOOKS	\$3,423.99
202762	04/22/10	06	GLENCOE-MACMILLAN/MC	006	TEXTBOOKS	\$7,169.18
202763	04/22/10	06	FOLLETT EDUCATIONAL	014	TEXTBOOKS	\$9.50
202764	04/22/10	03	EXPRESS PRINT	005	PRINTING	\$3,480.00
202767	04/22/10	03	DEMCO INC	013	MATERIALS AND SUPPLI	\$230.10
202770	04/22/10	03	MAIN STREET COMMUNIC	020	MATERIALS AND SUPPLI	\$200.00
202772	04/22/10	03	MINUTEMAN PRESS - OC	003	MATERIALS AND SUPPLI	\$244.44
700055	04/08/10	03	AFFORDABLE PRINTER C	035	REPAIRS BY VENDORS	\$85.00
700059	04/21/10	03	ESCONDIDO METAL SUPP	025	BLDG.-REPAIR MATERIA	\$63.43
REPORT TOTAL						\$299,946.66

ITEM 15F

Individual Membership Listings
For the Period of March 31, 2010 through April 22, 2010

<u>Staff Member Name</u>	<u>Organization Name</u>	<u>Amount</u>
None to report		

ITEM 15F

INSTANT MONEY REPORT FOR THE PERIOD 04/01/10 THROUGH 04/22/10

<i>Check #</i>	<i>Vendor</i>	<i>Amount</i>
10460	BUFFALO BREATH COSTU M	\$150.00
10461	COUNTY OF SAN DIEGO	\$180.00
10462	COSTCO	\$68.96
10463	FEDEX	\$158.42
10464	MICHAEL'S	\$100.00
10465	US POSTMASTER	\$200.00
	<i>Total</i>	\$857.38

San Dieguito Union High School District

INFORMATION REGARDING BOARD AGENDA ITEM

TO: BOARD OF TRUSTEES

DATE OF REPORT: April 20, 2010

BOARD MEETING DATE: May 4, 2010

PREPARED BY: Rick Schmitt, Associate Superintendent,
Educational Services

SUBMITTED BY: Ken Noah, Superintendent

SUBJECT: 2008-09 School Accountability Report Cards
(SARC)

EXECUTIVE SUMMARY

The California Department of Education (CDE) now requires that school districts obtain Board approval for each school's report. The 2008-09 SARC is organized into three sections:

1. The main report which contains the principal's narrative and school data.
2. Adequacy of Key Resources; (teacher misassignments and vacancies, textbook sufficiency, and condition of facilities).
3. Data Almanac. This section includes data tables.

Attached are one-page summaries for each school, which highlight key facts about teachers, students, test scores, and accountability measures. To review each School Accountability Report Card in its entirety, please open the following link:

<http://sandieguito.schoolwisepress.com/home/>

RECOMMENDATION:

It is recommended that the 2008-09 San Dieguito Union High School District School Accountability Report Cards be approved.

FUNDING SOURCE:

Not applicable.

School Fact Sheet, 2008–2009
SAN DIEGUITO UNION HIGH SCHOOL DISTRICT ITEM 16

Canyon Crest Academy

ADDRESS: 5951 Village Center Loop Rd., San Diego, CA 92130 **PHONE:** (858) 350-0253

PRINCIPAL: Brian Kohn **GRADE RANGE:** 9–12 **SCHEDULE:** Traditional

TEACHERS AND STUDENTS

Teachers

KEY FACTOR	OUR SCHOOL	COUNTY AVG	STATE AVG
Number of teachers (FTE)	71	52	47
Students per teacher	25	24	23
Average years of teaching experience	6	13	13
Teachers with one or two years of teaching experience	35%	11%	12%
Full credential holders	100%	91%	94%
Trainee credential holders	0%	2%	5%
Emergency permit holders	0%	1%	3%

SOURCE: 2008 CBEDS data, California Dept. of Education. County and state averages represent high schools only. Because teachers can hold more than one type of credential, percentages rarely add up to 100 percent.

Our teachers bring an average of six years of teaching experience to their classes. All of our teachers have a full credential. Statewide about 94 percent of high school teachers hold this credential.

Average Class Sizes

CORE COURSE	OUR SCHOOL	COUNTY AVG	STATE AVG
English	32	25	25
History/social science	35	29	29
Math	31	27	27
Science	33	28	28

SOURCE: 2008 CBEDS data, California Dept. of Education. County and state averages represent high schools only.

The class size of core courses varies at our school from a low of 31 students to a high of 38 students. Our average class size for all classes schoolwide is 33 students. The average class size schoolwide for other high schools in the state is 28 students.

Students

KEY FACTOR	OUR SCHOOL	COUNTY AVG	STATE AVG
Number of students	1,780	1,237	1,082
English Learners	1%	14%	15%
Low-income students	3%	42%	46%
Students whose parents attended/graduated college	98%	63%	56%

SOURCE: 2008 CBEDS data, California Dept. of Education. County and state averages represent high schools only.

The factors above may affect students' performance in school.

COLLEGE PREPARATION

Three factors indicate how effectively we prepare students for college: whether students are taking the courses required for college admission, whether the school offers Advanced Placement (AP) courses, and where students ultimately enroll in the state's public college system.

KEY FACTOR	OUR SCHOOL	COUNTY AVG	STATE AVG
2008 graduates meeting UC or CSU course requirements	75%	45%	36%
AP exams passed per 100 juniors and seniors (2008)	115	37	27
2007 graduates attending UC	15%	7%	8%
2007 graduates attending CSU	13%	15%	13%
2007 graduates attending community colleges	13%	23%	30%

SOURCE: 2008 CBEDS data, California Dept. of Education. California Postsecondary Education Commission. County and state averages represent high schools only.

Information in this report changes throughout the year. A complete annual accountability report is available from our school or district office, and on our district Web site: <http://www.sduhsd.k12.ca.us/>

ACADEMIC PERFORMANCE

California Standards Tests

This series of tests is based on what California students are expected to know and learn at each grade level.

Student Proficiency

BAR GRAPHS SHOW THESE PROFICIENCY GROUPS FROM LEFT TO RIGHT:

FAR BELOW BASIC **BELOW BASIC** **BASIC** **PROFICIENT** **ADVANCED**

SUBJECT	PERCENT PROFICIENT OR HIGHER	LOW SCORES	HIGH SCORES
---------	------------------------------	------------	-------------

English/Language Arts (Reading and Writing)

Our school	80%	
Calif. high schools	46%	

Geometry

Our school	59%	
Calif. high schools	24%	

US History

Our school	79%	
Calif. high schools	47%	

Biology

Our school	76%	
Calif. high schools	42%	

Life Science (Tenth Grade)

Our school	74%	
Calif. high schools	45%	

SOURCE: The scores for the California Standards Tests are from the spring 2009 test cycle. State averages represent high schools only.

MEASURES OF ACADEMIC PROGRESS

ACADEMIC PERFORMANCE INDEX (API): This is California's way of rating schools. Using student test scores, the API places schools on a scale from 200 to 1000. Our school's API was 868, compared with 712 for the average high school. The state expects schools to attain an API of 800 eventually.

ADEQUATE YEARLY PROGRESS (AYP): This is a federal measure that requires schools to meet test score goals schoolwide and for all subgroups* of students. We met all ten criteria for yearly progress. As a result, we succeeded at making AYP. Note that the number of criteria may vary from school to school.

CALIFORNIA API ACADEMIC PERFORMANCE INDEX		FEDERAL AYP ADEQUATE YEARLY PROGRESS	
Met schoolwide growth target	Yes	Met AYP	Yes
Met growth target for prior school year	Yes	Met schoolwide test participation rate	Yes
API	868	Met schoolwide test score goals	Yes
Growth attained from prior year	+25	Met subgroup* test participation rate	Yes
Met subgroup* growth targets	Yes	Met subgroup* test score goals	Yes
		Met API for AYP	Yes
		Met graduation rate	Yes
		Program Improvement school	No

SOURCE: API growth score, 2009 test cycle. API and AYP current as of September 2009.
* Numerically significant groups, such as English Learners and ethnic groups, with separate API and AYP goals.
N/A - Data unavailable or unreported; statistically insignificant number of valid test scores; testing data under review; or school uses alternative accountability measures.

School Fact Sheet, 2008–2009
SAN DIEGUITO UNION HIGH SCHOOL DISTRICT ITEM 16

Carmel Valley Middle School

ADDRESS: 3800 Mykonos Lane, San Diego, CA 92130 **PHONE:** (858) 481-8221
PRINCIPAL: Laurie Francis **GRADE RANGE:** 7–8 **SCHEDULE:** Traditional

TEACHERS AND STUDENTS

Teachers

KEY FACTOR	OUR SCHOOL	COUNTY AVG	STATE AVG
Number of teachers (FTE)	53	33	28
Students per teacher	26	22	22
Average years of teaching experience	10	13	12
Teachers with one or two years of teaching experience	16%	9%	12%
Full credential holders	100%	94%	95%
Trainee credential holders	0%	1%	4%
Emergency permit holders	0%	1%	2%

SOURCE: 2008 CBEDS data, California Dept. of Education. County and state averages represent middle schools only. Because teachers can hold more than one type of credential, percentages rarely add up to 100 percent.

Our teachers bring an average of ten years of teaching experience to their classes. All of our teachers have a full credential. Statewide about 95 percent of middle school teachers hold this credential.

Average Class Sizes

CORE COURSE	OUR SCHOOL	COUNTY AVG	STATE AVG
English	29	26	25
History/social science	32	29	28
Math	30	27	27
Science	31	29	28

SOURCE: 2008 CBEDS data, California Dept. of Education. County and state averages represent middle schools only.

The average class size of core courses varies at our school from a low of 29 students to a high of 32 students. Our average class size for all classes schoolwide is 33 students. The average class size schoolwide for other middle schools in the state is 27 students.

Students

KEY FACTOR	OUR SCHOOL	COUNTY AVG	STATE AVG
Number of students	1,370	718	605
English Learners	4%	20%	20%
Low-income students	3%	50%	55%
Students whose parents attended/graduated college	97%	63%	55%

SOURCE: 2008 CBEDS data, California Dept. of Education. County and state averages represent middle schools only.

The factors above may affect students' performance in school.

KEEPING YOU INFORMED

A complete annual accountability report for our school is available on our district Web site. You can request printed copies of this report at our school or district office. For more information, contact the district at:

San Dieguito Union High School District
710 Encinitas Blvd.
Encinitas, CA 92024
(760) 753-6491

To view this report and the reports of other schools in our district online, please visit our Web site at:
<http://www.sduhsd.k12.ca.us/>

This data is current as of September 2009 but is subject to change. Facts about teachers and students are from the census of early October 2008. Testing data is based on tests taken in the spring of 2009. The CDE issued API and AYP results in September 2009.

ACADEMIC PERFORMANCE

California Standards Tests

This series of tests is based on what California students are expected to know and learn at each grade level.

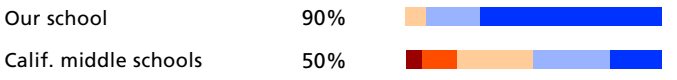
Student Proficiency

BAR GRAPHS SHOW THESE PROFICIENCY GROUPS FROM LEFT TO RIGHT:


FAR BELOW BASIC **BELOW BASIC** **BASIC** **PROFICIENT** **ADVANCED**

SUBJECT	PERCENT PROFICIENT OR HIGHER	LOW SCORES	HIGH SCORES
---------	------------------------------	------------	-------------

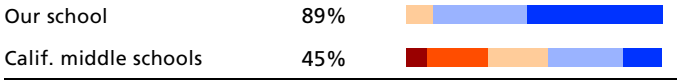
English/Language Arts (Reading and Writing)



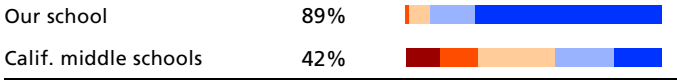
Math (excluding Algebra)



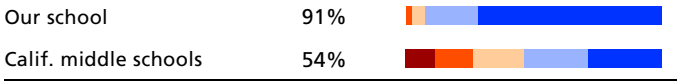
Algebra



History/Social Science



Science



SOURCE: The scores for the California Standards Tests are from the spring 2009 test cycle. State averages represent middle schools only.

MEASURES OF ACADEMIC PROGRESS

We use two measures to track our school's academic achievement over time: the Academic Performance Index (API) and Adequate Yearly Progress (AYP). These measures combine test results differently and often provide differing views of student progress.

ACADEMIC PERFORMANCE INDEX (API): This is California's way of rating schools. Using student test scores, the API places schools on a scale from 200 to 1000. Our school's API was 962, compared with 760 for the average middle school. The state expects schools to attain an API of 800 eventually.

ADEQUATE YEARLY PROGRESS (AYP): This is a federal measure that requires schools to meet test score goals schoolwide and for all subgroups* of students. We met all 17 criteria for yearly progress. As a result, we succeeded at making AYP. Note that the number of criteria may vary from school to school.

CALIFORNIA API ACADEMIC PERFORMANCE INDEX		FEDERAL AYP ADEQUATE YEARLY PROGRESS	
Met schoolwide growth target	Yes	Met AYP	Yes
Met growth target for prior school year	Yes	Met schoolwide test participation rate	Yes
API	962	Met schoolwide test score goals	Yes
Growth attained from prior year	+5	Met subgroup* test participation rate	Yes
Met subgroup* growth targets	Yes	Met subgroup* test score goals	Yes
		Met API for AYP	Yes
		Program Improvement school	No

SOURCE: API growth score, 2009 test cycle. API and AYP current as of September 2009.
* Numerically significant groups, such as English Learners and ethnic groups, with separate API and AYP goals.
N/A Data unavailable or unreported; statistically insignificant number of valid test scores; testing data under review; or school uses alternative accountability measures.

rev20090918_37-68346-6117352/21864

School Fact Sheet, 2008–2009
SAN DIEGUITO UNION HIGH SCHOOL DISTRICT ITEM 16

Diegueno Middle School

ADDRESS: 2150 Village Park Way, Encinitas, CA 92024 **PHONE:** (760) 944-1892
PRINCIPAL: Mary Anne Nuskin **GRADE RANGE:** 7–8 **SCHEDULE:** Traditional

TEACHERS AND STUDENTS

Teachers

KEY FACTOR	OUR SCHOOL	COUNTY AVG	STATE AVG
Number of teachers (FTE)	33	33	28
Students per teacher	26	22	22
Average years of teaching experience	16	13	12
Teachers with one or two years of teaching experience	9%	9%	12%
Full credential holders	100%	94%	95%
Trainee credential holders	0%	1%	4%
Emergency permit holders	0%	1%	2%

SOURCE: 2008 CBEDS data, California Dept. of Education. County and state averages represent middle schools only. Because teachers can hold more than one type of credential, percentages rarely add up to 100 percent.

Our teachers bring an average of 16 years of teaching experience to their classes. All of our teachers have a full credential. Statewide about 95 percent of middle school teachers hold this credential.

Average Class Sizes

CORE COURSE	OUR SCHOOL	COUNTY AVG	STATE AVG
English	31	26	25
History/social science	31	29	28
Math	29	27	27
Science	31	29	28

SOURCE: 2008 CBEDS data, California Dept. of Education. County and state averages represent middle schools only.

The average class size of core courses varies at our school from a low of 29 students to a high of 31 students. Our average class size for all classes schoolwide is 32 students. The average class size schoolwide for other middle schools in the state is 27 students.

Students

KEY FACTOR	OUR SCHOOL	COUNTY AVG	STATE AVG
Number of students	864	718	605
English Learners	6%	20%	20%
Low-income students	11%	50%	55%
Students whose parents attended/graduated college	90%	63%	55%

SOURCE: 2008 CBEDS data, California Dept. of Education. County and state averages represent middle schools only.

The factors above may affect students' performance in school.

KEEPING YOU INFORMED

A complete annual accountability report for our school is available on our district Web site. You can request printed copies of this report at our school or district office. For more information, contact the district at:

San Dieguito Union High School District
710 Encinitas Blvd.
Encinitas, CA 92024
(760) 753-6491

To view this report and the reports of other schools in our district online, please visit our Web site at:
<http://www.sduhsd.k12.ca.us/>

This data is current as of September 2009 but is subject to change. Facts about teachers and students are from the census of early October 2008. Testing data is based on tests taken in the spring of 2009. The CDE issued API and AYP results in September 2009.

ACADEMIC PERFORMANCE

California Standards Tests

This series of tests is based on what California students are expected to know and learn at each grade level.

Student Proficiency

BAR GRAPHS SHOW THESE PROFICIENCY GROUPS FROM LEFT TO RIGHT:

FAR BELOW BASIC **BELOW BASIC** **BASIC** **PROFICIENT** **ADVANCED**

SUBJECT	PERCENT PROFICIENT OR HIGHER	LOW SCORES	HIGH SCORES
---------	------------------------------	------------	-------------

English/Language Arts (Reading and Writing)

Our school	69%	
Calif. middle schools	50%	

Math (excluding Algebra)

Our school	64%	
Calif. middle schools	44%	

Algebra

Our school	93%	
Calif. middle schools	45%	

History/Social Science

Our school	62%	
Calif. middle schools	42%	

Science

Our school	66%	
Calif. middle schools	54%	

SOURCE: The scores for the California Standards Tests are from the spring 2009 test cycle. State averages represent middle schools only.

MEASURES OF ACADEMIC PROGRESS

We use two measures to track our school's academic achievement over time: the Academic Performance Index (API) and Adequate Yearly Progress (AYP). These measures combine test results differently and often provide differing views of student progress.

ACADEMIC PERFORMANCE INDEX (API): This is California's way of rating schools. Using student test scores, the API places schools on a scale from 200 to 1000. Our school's API was 850, compared with 760 for the average middle school. The state expects schools to attain an API of 800 eventually.

ADEQUATE YEARLY PROGRESS (AYP): This is a federal measure that requires schools to meet test score goals schoolwide and for all subgroups* of students. We met all 13 criteria for yearly progress. As a result, we succeeded at making AYP. Note that the number of criteria may vary from school to school.

CALIFORNIA API ACADEMIC PERFORMANCE INDEX		FEDERAL AYP ADEQUATE YEARLY PROGRESS	
Met schoolwide growth target	Yes	Met AYP	Yes
Met growth target for prior school year	Yes	Met schoolwide test participation rate	Yes
API	850	Met schoolwide test score goals	Yes
Growth attained from prior year	-19	Met subgroup* test participation rate	Yes
Met subgroup* growth targets	No	Met subgroup* test score goals	Yes
		Met API for AYP	Yes
		Program Improvement school	No

SOURCE: API growth score, 2009 test cycle. API and AYP current as of September 2009.
* Numerically significant groups, such as English Learners and ethnic groups, with separate API and AYP goals.
N/A Data unavailable or unreported; statistically insignificant number of valid test scores; testing data under review; or school uses alternative accountability measures.

School Fact Sheet, 2008–2009
SAN DIEGUITO UNION HIGH SCHOOL DISTRICT ITEM 16

La Costa Canyon High School

ADDRESS: One Maverick Way, Carlsbad, CA 92009 **PHONE:** (760) 436-6136
PRINCIPAL: Kyle Ruggles **GRADE RANGE:** 9–12 **SCHEDULE:** Traditional

TEACHERS AND STUDENTS

Teachers

KEY FACTOR	OUR SCHOOL	COUNTY AVG	STATE AVG
Number of teachers (FTE)	99	52	47
Students per teacher	26	24	23
Average years of teaching experience	15	13	13
Teachers with one or two years of teaching experience	10%	11%	12%
Full credential holders	100%	91%	94%
Trainee credential holders	0%	2%	5%
Emergency permit holders	0%	1%	3%

SOURCE: 2008 CBEDS data, California Dept. of Education. County and state averages represent high schools only. Because teachers can hold more than one type of credential, percentages rarely add up to 100 percent.

Our teachers bring an average of 15 years of teaching experience to their classes. All of our teachers have a full credential. Statewide about 94 percent of high school teachers hold this credential.

Average Class Sizes

CORE COURSE	OUR SCHOOL	COUNTY AVG	STATE AVG
English	33	25	25
History/social science	36	29	29
Math	35	27	27
Science	32	28	28

SOURCE: 2008 CBEDS data, California Dept. of Education. County and state averages represent high schools only.

The average class size of core courses varies at our school from a low of 32 students to a high of 36 students. Our average class size for all classes schoolwide is 34 students. The average class size schoolwide for other high schools in the state is 28 students.

Students

KEY FACTOR	OUR SCHOOL	COUNTY AVG	STATE AVG
Number of students	2,534	1,237	1,082
English Learners	7%	14%	15%
Low-income students	11%	42%	46%
Students whose parents attended/graduated college	89%	63%	56%

SOURCE: 2008 CBEDS data, California Dept. of Education. County and state averages represent high schools only.

The factors above may affect students' performance in school.

COLLEGE PREPARATION

Three factors indicate how effectively we prepare students for college: whether students are taking the courses required for college admission, whether the school offers Advanced Placement (AP) courses, and where students ultimately enroll in the state's public college system.

KEY FACTOR	OUR SCHOOL	COUNTY AVG	STATE AVG
2008 graduates meeting UC or CSU course requirements	67%	45%	36%
AP exams passed per 100 juniors and seniors (2008)	68	37	27
2007 graduates attending UC	13%	7%	8%
2007 graduates attending CSU	17%	15%	13%
2007 graduates attending community colleges	18%	23%	30%

SOURCE: 2008 CBEDS data, California Dept. of Education. California Postsecondary Education Commission. County and state averages represent high schools only.

Information in this report changes throughout the year. A complete annual accountability report is available from our school or district office, and on our district Web site: <http://www.sduhsd.k12.ca.us/>

ACADEMIC PERFORMANCE

California Standards Tests

This series of tests is based on what California students are expected to know and learn at each grade level.

Student Proficiency

BAR GRAPHS SHOW THESE PROFICIENCY GROUPS FROM LEFT TO RIGHT:

FAR BELOW BASIC **BELOW BASIC** **BASIC** **PROFICIENT** **ADVANCED**

SUBJECT	PERCENT PROFICIENT OR HIGHER	LOW SCORES	HIGH SCORES
---------	------------------------------	------------	-------------

English/Language Arts (Reading and Writing)

Our school	67%	
Calif. high schools	46%	

Geometry

Our school	46%	
Calif. high schools	24%	

US History

Our school	60%	
Calif. high schools	47%	

Biology

Our school	61%	
Calif. high schools	42%	

Life Science (Tenth Grade)

Our school	69%	
Calif. high schools	45%	

SOURCE: The scores for the California Standards Tests are from the spring 2009 test cycle. State averages represent high schools only.

MEASURES OF ACADEMIC PROGRESS

ACADEMIC PERFORMANCE INDEX (API): This is California's way of rating schools. Using student test scores, the API places schools on a scale from 200 to 1000. Our school's API was 817, compared with 712 for the average high school. The state expects schools to attain an API of 800 eventually.

ADEQUATE YEARLY PROGRESS (AYP): This is a federal measure that requires schools to meet test score goals schoolwide and for all subgroups* of students. We met all 12 criteria for yearly progress. As a result, we succeeded at making AYP. Note that the number of criteria may vary from school to school.

CALIFORNIA API ACADEMIC PERFORMANCE INDEX		FEDERAL AYP ADEQUATE YEARLY PROGRESS	
Met schoolwide growth target	Yes	Met AYP	Yes
Met growth target for prior school year	Yes	Met schoolwide test participation rate	Yes
API	817	Met schoolwide test score goals	Yes
Growth attained from prior year	+12	Met subgroup* test participation rate	Yes
Met subgroup* growth targets	No	Met subgroup* test score goals	Yes
		Met API for AYP	Yes
		Met graduation rate	Yes
		Program Improvement school	No

SOURCE: API growth score, 2009 test cycle. API and AYP current as of September 2009.
* Numerically significant groups, such as English Learners and ethnic groups, with separate API and AYP goals.
N/A - Data unavailable or unreported; statistically insignificant number of valid test scores; testing data under review; or school uses alternative accountability measures.

rev20090918_37-68346-3731007/21304

School Fact Sheet, 2008–2009

SAN DIEGUITO UNION HIGH SCHOOL DISTRICT

ITEM 16

Oak Crest Middle School

ADDRESS: 675 Balour Dr., Encinitas, CA 92024 **PHONE:** (760) 753-6241

PRINCIPAL: Terry Calen **GRADE RANGE:** 7–8 **SCHEDULE:** Traditional

TEACHERS AND STUDENTS

Teachers

KEY FACTOR	OUR SCHOOL	COUNTY AVG	STATE AVG
Number of teachers (FTE)	41	33	28
Students per teacher	25	22	22
Average years of teaching experience	12	13	12
Teachers with one or two years of teaching experience	17%	9%	12%
Full credential holders	100%	94%	95%
Trainee credential holders	0%	1%	4%
Emergency permit holders	0%	1%	2%

SOURCE: 2008 CBEDS data, California Dept. of Education. County and state averages represent middle schools only. Because teachers can hold more than one type of credential, percentages rarely add up to 100 percent.

Our teachers bring an average of 12 years of teaching experience to their classes. All of our teachers have a full credential. Statewide about 95 percent of middle school teachers hold this credential.

Average Class Sizes

CORE COURSE	OUR SCHOOL	COUNTY AVG	STATE AVG
English	29	26	25
History/social science	33	29	28
Math	30	27	27
Science	32	29	28

SOURCE: 2008 CBEDS data, California Dept. of Education. County and state averages represent middle schools only.

The average class size of core courses varies at our school from a low of 29 students to a high of 33 students. Our average class size for all classes schoolwide is 32 students. The average class size schoolwide for other middle schools in the state is 27 students.

Students

KEY FACTOR	OUR SCHOOL	COUNTY AVG	STATE AVG
Number of students	1,017	718	605
English Learners	11%	20%	20%
Low-income students	18%	50%	55%
Students whose parents attended/graduated college	84%	63%	55%

SOURCE: 2008 CBEDS data, California Dept. of Education. County and state averages represent middle schools only.

The factors above may affect students' performance in school.

KEEPING YOU INFORMED

A complete annual accountability report for our school is available on our district Web site. You can request printed copies of this report at our school or district office. For more information, contact the district at:

San Dieguito Union High School District
710 Encinitas Blvd.
Encinitas, CA 92024
(760) 753-6491

To view this report and the reports of other schools in our district online, please visit our Web site at:
<http://www.sduhsd.k12.ca.us/>

This data is current as of September 2009 but is subject to change. Facts about teachers and students are from the census of early October 2008. Testing data is based on tests taken in the spring of 2009. The CDE issued API and AYP results in September 2009.

ACADEMIC PERFORMANCE

California Standards Tests

This series of tests is based on what California students are expected to know and learn at each grade level.

Student Proficiency

BAR GRAPHS SHOW THESE PROFICIENCY GROUPS FROM LEFT TO RIGHT:

FAR BELOW BASIC **BELOW BASIC** **BASIC** **PROFICIENT** **ADVANCED**

SUBJECT	PERCENT PROFICIENT OR HIGHER	LOW SCORES	HIGH SCORES
---------	------------------------------	------------	-------------

English/Language Arts (Reading and Writing)

Our school	74%	
Calif. middle schools	50%	

Math (excluding Algebra)

Our school	63%	
Calif. middle schools	44%	

Algebra

Our school	91%	
Calif. middle schools	45%	

History/Social Science

Our school	74%	
Calif. middle schools	42%	

Science

Our school	78%	
Calif. middle schools	54%	

SOURCE: The scores for the California Standards Tests are from the spring 2009 test cycle. State averages represent middle schools only.

MEASURES OF ACADEMIC PROGRESS

We use two measures to track our school's academic achievement over time: the Academic Performance Index (API) and Adequate Yearly Progress (AYP). These measures combine test results differently and often provide differing views of student progress.

ACADEMIC PERFORMANCE INDEX (API): This is California's way of rating schools. Using student test scores, the API places schools on a scale from 200 to 1000. Our school's API was 875, compared with 760 for the average middle school. The state expects schools to attain an API of 800 eventually.

ADEQUATE YEARLY PROGRESS (AYP): This is a federal measure that requires schools to meet test score goals schoolwide and for all subgroups* of students. We met all 21 criteria for yearly progress. As a result, we succeeded at making AYP. Note that the number of criteria may vary from school to school.

CALIFORNIA API ACADEMIC PERFORMANCE INDEX		FEDERAL AYP ADEQUATE YEARLY PROGRESS	
Met schoolwide growth target	Yes	Met AYP	Yes
Met growth target for prior school year	Yes	Met schoolwide test participation rate	Yes
API	875	Met schoolwide test score goals	Yes
Growth attained from prior year	+18	Met subgroup* test participation rate	Yes
Met subgroup* growth targets	Yes	Met subgroup* test score goals	Yes
		Met API for AYP	Yes
		Program Improvement school	No

SOURCE: API growth score, 2009 test cycle. API and AYP current as of September 2009.
* Numerically significant groups, such as English Learners and ethnic groups, with separate API and AYP goals.
N/A Data unavailable or unreported; statistically insignificant number of valid test scores; testing data under review; or school uses alternative accountability measures.



School Fact Sheet, 2008–2009

SAN DIEGUITO UNION HIGH SCHOOL DISTRICT

ITEM 16

San Dieguito High School Academy

ADDRESS: 800 Santa Fe Dr., Encinitas, CA 92024 **PHONE:** (760) 753-1121

PRINCIPAL: Michael Grove **GRADE RANGE:** 9–12 **SCHEDULE:** Traditional

TEACHERS AND STUDENTS

Teachers

KEY FACTOR	OUR SCHOOL	COUNTY AVG	STATE AVG
Number of teachers (FTE)	58	52	47
Students per teacher	26	24	23
Average years of teaching experience	11	13	13
Teachers with one or two years of teaching experience	11%	11%	12%
Full credential holders	100%	91%	94%
Trainee credential holders	0%	2%	5%
Emergency permit holders	0%	1%	3%

SOURCE: 2008 CBEDS data, California Dept. of Education. County and state averages represent high schools only. Because teachers can hold more than one type of credential, percentages rarely add up to 100 percent.

Our teachers bring an average of 11 years of teaching experience to their classes. All of our teachers have a full credential. Statewide about 94 percent of high school teachers hold this credential.

Average Class Sizes

CORE COURSE	OUR SCHOOL	COUNTY AVG	STATE AVG
English	32	25	25
History/social science	32	29	29
Math	34	27	27
Science	33	28	28

SOURCE: 2008 CBEDS data, California Dept. of Education. County and state averages represent high schools only.

The average class size of core courses varies at our school from a low of 32 students to a high of 34 students. Our average class size for all classes schoolwide is 33 students. The average class size schoolwide for other high schools in the state is 28 students.

Students

KEY FACTOR	OUR SCHOOL	COUNTY AVG	STATE AVG
Number of students	1,495	1,237	1,082
English Learners	4%	14%	15%
Low-income students	9%	42%	46%
Students whose parents attended/graduated college	90%	63%	56%

SOURCE: 2008 CBEDS data, California Dept. of Education. County and state averages represent high schools only.

The factors above may affect students' performance in school.

COLLEGE PREPARATION

Three factors indicate how effectively we prepare students for college: whether students are taking the courses required for college admission, whether the school offers Advanced Placement (AP) courses, and where students ultimately enroll in the state's public college system.

KEY FACTOR	OUR SCHOOL	COUNTY AVG	STATE AVG
2008 graduates meeting UC or CSU course requirements	73%	45%	36%
AP exams passed per 100 juniors and seniors (2008)	83	37	27
2007 graduates attending UC	18%	7%	8%
2007 graduates attending CSU	19%	15%	13%
2007 graduates attending community colleges	25%	23%	30%

SOURCE: 2008 CBEDS data, California Dept. of Education. California Postsecondary Education Commission. County and state averages represent high schools only.

Information in this report changes throughout the year. A complete annual accountability report is available from our school or district office, and on our district Web site:

<http://www.sduhsd.k12.ca.us/>

ACADEMIC PERFORMANCE

California Standards Tests

This series of tests is based on what California students are expected to know and learn at each grade level.

Student Proficiency

BAR GRAPHS SHOW THESE PROFICIENCY GROUPS FROM LEFT TO RIGHT:

FAR BELOW BASIC **BELOW BASIC** **BASIC** **PROFICIENT** **ADVANCED**

SUBJECT	PERCENT PROFICIENT OR HIGHER	LOW SCORES	HIGH SCORES
---------	------------------------------	------------	-------------

English/Language Arts (Reading and Writing)

Our school	75%	
Calif. high schools	46%	

Geometry

Our school	30%	
Calif. high schools	24%	

US History

Our school	70%	
Calif. high schools	47%	

Biology

Our school	60%	
Calif. high schools	42%	

Life Science (Tenth Grade)

Our school	69%	
Calif. high schools	45%	

SOURCE: The scores for the California Standards Tests are from the spring 2009 test cycle. State averages represent high schools only.

MEASURES OF ACADEMIC PROGRESS

ACADEMIC PERFORMANCE INDEX (API): This is California's way of rating schools. Using student test scores, the API places schools on a scale from 200 to 1000. Our school's API was 816, compared with 712 for the average high school. The state expects schools to attain an API of 800 eventually.

ADEQUATE YEARLY PROGRESS (AYP): This is a federal measure that requires schools to meet test score goals schoolwide and for all subgroups* of students. We met all ten criteria for yearly progress. As a result, we succeeded at making AYP. Note that the number of criteria may vary from school to school.

CALIFORNIA API ACADEMIC PERFORMANCE INDEX		FEDERAL AYP ADEQUATE YEARLY PROGRESS	
Met schoolwide growth target	Yes	Met AYP	Yes
Met growth target for prior school year	Yes	Met schoolwide test participation rate	Yes
API	816	Met schoolwide test score goals	Yes
Growth attained from prior year	+6	Met subgroup* test participation rate	Yes
Met subgroup* growth targets	No	Met subgroup* test score goals	Yes
		Met API for AYP	Yes
		Met graduation rate	Yes
		Program Improvement school	No

SOURCE: API growth score, 2009 test cycle. API and AYP current as of September 2009.
* Numerically significant groups, such as English Learners and ethnic groups, with separate API and AYP goals.
N/A - Data unavailable or unreported; statistically insignificant number of valid test scores; testing data under review; or school uses alternative accountability measures.



School Fact Sheet, 2008–2009

SAN DIEGUITO UNION HIGH SCHOOL DISTRICT

ITEM 16

Sunset High School

ADDRESS: 684 Requeza St., Encinitas, CA 92024 **PHONE:** (760) 753-3860

PRINCIPAL: Rick Ayala **GRADE RANGE:** 9–12 **SCHEDULE:** Traditional

TEACHERS AND STUDENTS

Teachers

KEY FACTOR	CONTINUATION HIGH		
	OUR SCHOOL	COUNTY AVG	STATE AVG
Number of teachers (FTE)	9	12	8
Students per teacher	16	15	18
Average years of teaching experience	18	15	15
Teachers with one or two years of teaching experience	0%	6%	10%
Full credential holders	100%	90%	95%
Trainee credential holders	0%	1%	4%
Emergency permit holders	0%	1%	3%

SOURCE: 2008 CBEDS data, California Dept. of Education. County and state averages represent continuation high schools only. Because teachers can hold more than one type of credential, percentages rarely add up to 100 percent.

Our teachers bring an average of 18 years of teaching experience to their classes. All of our teachers have a full credential. Statewide about 95 percent of continuation high school teachers hold this credential.

Average Class Sizes

CORE COURSE	CONTINUATION HIGH		
	OUR SCHOOL	COUNTY AVG	STATE AVG
English	23	13	17
History/social science	16	14	18
Math	20	14	16
Science	16	16	17

SOURCE: 2008 CBEDS data, California Dept. of Education. County and state averages represent continuation high schools only.

The class size of core courses varies at our school from a low of 16 students to a high of 23 students. Our average class size for all classes schoolwide is 19 students. The average class size schoolwide for other continuation high schools in the state is 17 students.

Students

KEY FACTOR	CONTINUATION HIGH		
	OUR SCHOOL	COUNTY AVG	STATE AVG
Number of students	135	178	135
English Learners	8%	28%	23%
Low-income students	27%	55%	50%
Students whose parents attended/graduated college	68%	38%	38%

SOURCE: 2008 CBEDS data, California Dept. of Education. County and state averages represent continuation high schools only.

The factors above may affect students' performance in school.

COLLEGE PREPARATION

Two factors indicate how effectively we prepare students for college: whether students are taking the courses required for college admission, and where students ultimately enroll in the state's public college system.

KEY FACTOR	CONTINUATION HIGH		
	OUR SCHOOL	COUNTY AVG	STATE AVG
2008 graduates meeting UC or CSU course requirements	10%	2%	1%
2007 graduates attending UC	0%	0%	0%
2007 graduates attending CSU	2%	0%	0%
2007 graduates attending community colleges	73%	28%	22%

SOURCE: 2008 CBEDS data, California Dept. of Education. California Postsecondary Education Commission. County and state averages represent continuation high schools only.

Information in this report changes throughout the year. A complete annual accountability report is available from our school or district office, and on our district Web site: <http://www.sduhsd.k12.ca.us/>

ACADEMIC PERFORMANCE

California Standards Tests

This series of tests is based on what California students are expected to know and learn at each grade level.

Student Proficiency

BAR GRAPHS SHOW THESE PROFICIENCY GROUPS FROM LEFT TO RIGHT:

FAR BELOW BASIC **BELOW BASIC** **BASIC** **PROFICIENT** **ADVANCED**

SUBJECT	PERCENT PROFICIENT OR HIGHER	LOW SCORES	HIGH SCORES
---------	------------------------------	------------	-------------

English/Language Arts (Reading and Writing)

Our school	40%	
Calif. continuation high schools	9%	

Algebra

Our school	19%	
Calif. continuation high schools	3%	

US History

Our school	38%	
Calif. continuation high schools	9%	

Life Science (Tenth Grade)

Our school	22%	
Calif. continuation high schools	9%	

SOURCE: The scores for the California Standards Tests are from the spring 2009 test cycle. State averages represent continuation high schools only.

MEASURES OF ACADEMIC PROGRESS

ACADEMIC PERFORMANCE INDEX (API): This is California's way of rating schools. Using student test scores, the API places schools on a scale from 200 to 1000. Our school's API was 708, compared with 544 for the average continuation high school. The state expects schools to attain an API of 800 eventually. Many continuation high schools account for their results using the [Alternative School Accountability Model \(ASAM\)](#). If you see "N/A" in the tables below, ours may be an ASAM school.

ADEQUATE YEARLY PROGRESS (AYP): This is a federal measure that requires schools to meet test score goals schoolwide and for all subgroups* of students. We met all six criteria for yearly progress. As a result, we succeeded at making AYP. Note that the number of criteria may vary from school to school.

CALIFORNIA API ACADEMIC PERFORMANCE INDEX		FEDERAL AYP ADEQUATE YEARLY PROGRESS	
Met schoolwide growth target	N/A	Met AYP	Yes
Met growth target for prior school year	N/A	Met schoolwide test participation rate	Yes
API	708	Met schoolwide test score goals	Yes
Growth attained from prior year	+98	Met subgroup* test participation rate	N/A
Met subgroup* growth targets	N/A	Met subgroup* test score goals	N/A
		Met API for AYP	Yes
		Met graduation rate	Yes
		Program Improvement school	No

SOURCE: API growth score, 2009 test cycle. API and AYP current as of September 2009.
* Numerically significant groups, such as English Learners and ethnic groups, with separate API and AYP goals.
N/A Data unavailable or unreported; statistically insignificant number of valid test scores; testing data under review; or school uses alternative accountability measures.



School Fact Sheet, 2008–2009
SAN DIEGUITO UNION HIGH SCHOOL DISTRICT

ITEM 16

Torrey Pines High School

ADDRESS: 3710 Del Mar Heights Road, San Diego, CA 92130 **PHONE:** (858) 755-0125

PRINCIPAL: Brett Killeen **GRADE RANGE:** 9–12 **SCHEDULE:** Traditional

TEACHERS AND STUDENTS

Teachers

KEY FACTOR	OUR SCHOOL	COUNTY AVG	STATE AVG
Number of teachers (FTE)	97	52	47
Students per teacher	28	24	23
Average years of teaching experience	13	13	13
Teachers with one or two years of teaching experience	8%	11%	12%
Full credential holders	99%	91%	94%
Trainee credential holders	1%	2%	5%
Emergency permit holders	0%	1%	3%

SOURCE: 2008 CBEDS data, California Dept. of Education. County and state averages represent high schools only. Because teachers can hold more than one type of credential, percentages rarely add up to 100 percent.

Our teachers bring an average of 13 years of teaching experience to their classes. About 99 percent have a full credential. Statewide about 94 percent of high school teachers hold this credential.

Average Class Sizes

CORE COURSE	OUR SCHOOL	COUNTY AVG	STATE AVG
English	33	25	25
History/social science	36	29	29
Math	33	27	27
Science	31	28	28

SOURCE: 2008 CBEDS data, California Dept. of Education. County and state averages represent high schools only.

The average class size of core courses varies at our school from a low of 31 students to a high of 36 students. Our average class size for all classes schoolwide is 33 students. The average class size schoolwide for other high schools in the state is 28 students.

Students

KEY FACTOR	OUR SCHOOL	COUNTY AVG	STATE AVG
Number of students	2,691	1,237	1,082
English Learners	5%	14%	15%
Low-income students	5%	42%	46%
Students whose parents attended/graduated college	95%	63%	56%

SOURCE: 2008 CBEDS data, California Dept. of Education. County and state averages represent high schools only.

The factors above may affect students' performance in school.

COLLEGE PREPARATION

Three factors indicate how effectively we prepare students for college: whether students are taking the courses required for college admission, whether the school offers Advanced Placement (AP) courses, and where students ultimately enroll in the state's public college system.

KEY FACTOR	OUR SCHOOL	COUNTY AVG	STATE AVG
2008 graduates meeting UC or CSU course requirements	75%	45%	36%
AP exams passed per 100 juniors and seniors (2008)	143	37	27
2007 graduates attending UC	17%	7%	8%
2007 graduates attending CSU	8%	15%	13%
2007 graduates attending community colleges	18%	23%	30%

SOURCE: 2008 CBEDS data, California Dept. of Education. California Postsecondary Education Commission. County and state averages represent high schools only.

Information in this report changes throughout the year. A complete annual accountability report is available from our school or district office, and on our district Web site:

<http://www.sduhsd.k12.ca.us/>

ACADEMIC PERFORMANCE

California Standards Tests

This series of tests is based on what California students are expected to know and learn at each grade level.

Student Proficiency

BAR GRAPHS SHOW THESE PROFICIENCY GROUPS FROM LEFT TO RIGHT:

FAR BELOW BASIC **BELOW BASIC** **BASIC** **PROFICIENT** **ADVANCED**

SUBJECT	PERCENT PROFICIENT OR HIGHER	LOW SCORES	HIGH SCORES
---------	------------------------------	------------	-------------

English/Language Arts (Reading and Writing)

Our school	76%	
Calif. high schools	46%	

Geometry

Our school	47%	
Calif. high schools	24%	

US History

Our school	70%	
Calif. high schools	47%	

Biology

Our school	81%	
Calif. high schools	42%	

Life Science (Tenth Grade)

Our school	80%	
Calif. high schools	45%	

SOURCE: The scores for the California Standards Tests are from the spring 2009 test cycle. State averages represent high schools only.

MEASURES OF ACADEMIC PROGRESS

ACADEMIC PERFORMANCE INDEX (API): This is California's way of rating schools. Using student test scores, the API places schools on a scale from 200 to 1000. Our school's API was 861, compared with 712 for the average high school. The state expects schools to attain an API of 800 eventually.

ADEQUATE YEARLY PROGRESS (AYP): This is a federal measure that requires schools to meet test score goals schoolwide and for all subgroups* of students. We met all 14 criteria for yearly progress. As a result, we succeeded at making AYP. Note that the number of criteria may vary from school to school.

CALIFORNIA API ACADEMIC PERFORMANCE INDEX		FEDERAL AYP ADEQUATE YEARLY PROGRESS	
Met schoolwide growth target	Yes	Met AYP	Yes
Met growth target for prior school year	Yes	Met schoolwide test participation rate	Yes
API	861	Met schoolwide test score goals	Yes
Growth attained from prior year	+12	Met subgroup* test participation rate	Yes
Met subgroup* growth targets	No	Met subgroup* test score goals	Yes
		Met API for AYP	Yes
		Met graduation rate	Yes
		Program Improvement school	No

SOURCE: API growth score, 2009 test cycle. API and AYP current as of September 2009.
* Numerically significant groups, such as English Learners and ethnic groups, with separate API and AYP goals.
N/A - Data unavailable or unreported; statistically insignificant number of valid test scores; testing data under review; or school uses alternative accountability measures.



School Fact Sheet, 2008–2009

SAN DIEGUITO UNION HIGH SCHOOL DISTRICT

ITEM 16

Earl Warren Middle School

ADDRESS: 155 Stevens St., Solana Beach, CA 92075 **PHONE:** (858) 755-1558

PRINCIPAL: Anna Pedroza **GRADE RANGE:** 7–8 **SCHEDULE:** Traditional

TEACHERS AND STUDENTS

Teachers

KEY FACTOR	OUR SCHOOL	COUNTY AVG	STATE AVG
Number of teachers (FTE)	25	33	28
Students per teacher	24	22	22
Average years of teaching experience	10	13	12
Teachers with one or two years of teaching experience	21%	9%	12%
Full credential holders	100%	94%	95%
Trainee credential holders	0%	1%	4%
Emergency permit holders	0%	1%	2%

SOURCE: 2008 CBEDS data, California Dept. of Education. County and state averages represent middle schools only. Because teachers can hold more than one type of credential, percentages rarely add up to 100 percent.

Our teachers bring an average of ten years of teaching experience to their classes. All of our teachers have a full credential. Statewide about 95 percent of middle school teachers hold this credential.

Average Class Sizes

CORE COURSE	OUR SCHOOL	COUNTY AVG	STATE AVG
English	29	26	25
History/social science	31	29	28
Math	30	27	27
Science	31	29	28

SOURCE: 2008 CBEDS data, California Dept. of Education. County and state averages represent middle schools only.

The average class size of core courses varies at our school from a low of 29 students to a high of 31 students. Our average class size for all classes schoolwide is 32 students. The average class size schoolwide for other middle schools in the state is 27 students.

Students

KEY FACTOR	OUR SCHOOL	COUNTY AVG	STATE AVG
Number of students	618	718	605
English Learners	6%	20%	20%
Low-income students	8%	50%	55%
Students whose parents attended/graduated college	92%	63%	55%

SOURCE: 2008 CBEDS data, California Dept. of Education. County and state averages represent middle schools only.

The factors above may affect students' performance in school.

KEEPING YOU INFORMED

A complete annual accountability report for our school is available on our district Web site. You can request printed copies of this report at our school or district office. For more information, contact the district at:

San Dieguito Union High School District
710 Encinitas Blvd.
Encinitas, CA 92024
(760) 753-6491

To view this report and the reports of other schools in our district online, please visit our Web site at:
<http://www.sduhsd.k12.ca.us/>

This data is current as of September 2009 but is subject to change. Facts about teachers and students are from the census of early October 2008. Testing data is based on tests taken in the spring of 2009. The CDE issued API and AYP results in September 2009.

ACADEMIC PERFORMANCE

California Standards Tests

This series of tests is based on what California students are expected to know and learn at each grade level.

Student Proficiency

BAR GRAPHS SHOW THESE PROFICIENCY GROUPS FROM LEFT TO RIGHT:

FAR BELOW BASIC **BELOW BASIC** **BASIC** **PROFICIENT** **ADVANCED**

SUBJECT	PERCENT PROFICIENT OR HIGHER	LOW SCORES	HIGH SCORES
---------	------------------------------	------------	-------------

English/Language Arts (Reading and Writing)

Our school	84%	
Calif. middle schools	50%	

Math (excluding Algebra)

Our school	73%	
Calif. middle schools	44%	

Algebra

Our school	87%	
Calif. middle schools	45%	

History/Social Science

Our school	77%	
Calif. middle schools	42%	

Science

Our school	89%	
Calif. middle schools	54%	

SOURCE: The scores for the California Standards Tests are from the spring 2009 test cycle. State averages represent middle schools only.

MEASURES OF ACADEMIC PROGRESS

We use two measures to track our school's academic achievement over time: the Academic Performance Index (API) and Adequate Yearly Progress (AYP). These measures combine test results differently and often provide differing views of student progress.

ACADEMIC PERFORMANCE INDEX (API): This is California's way of rating schools. Using student test scores, the API places schools on a scale from 200 to 1000. Our school's API was 935, compared with 760 for the average middle school. The state expects schools to attain an API of 800 eventually.

ADEQUATE YEARLY PROGRESS (AYP): This is a federal measure that requires schools to meet test score goals schoolwide and for all subgroups* of students. We met all nine criteria for yearly progress. As a result, we succeeded at making AYP. Note that the number of criteria may vary from school to school.

CALIFORNIA API ACADEMIC PERFORMANCE INDEX		FEDERAL AYP ADEQUATE YEARLY PROGRESS	
Met schoolwide growth target	Yes	Met AYP	Yes
Met growth target for prior school year	Yes	Met schoolwide test participation rate	Yes
API	935	Met schoolwide test score goals	Yes
Growth attained from prior year	+20	Met subgroup* test participation rate	Yes
Met subgroup* growth targets	Yes	Met subgroup* test score goals	Yes
		Met API for AYP	Yes
		Program Improvement school	No

SOURCE: API growth score, 2009 test cycle. API and AYP current as of September 2009.
* Numerically significant groups, such as English Learners and ethnic groups, with separate API and AYP goals.
N/A Data unavailable or unreported; statistically insignificant number of valid test scores; testing data under review; or school uses alternative accountability measures.



San Dieguito Union High School District

INFORMATION REGARDING BOARD AGENDA ITEM

TO: BOARD OF TRUSTEES

DATE OF REPORT: April 22, 2010

BOARD MEETING DATE: May 4, 2010

PREPARED BY: Eric Dill, Exec. Director, Business Services
Delores Perley, Director of Finance
Stephen G. Ma, Assoc. Supt., Business Serv.

SUBMITTED BY: Ken Noah
Superintendent

SUBJECT: ADOPTION OF THE 2009-10 SPRING
REVISION DISTRICT BUDGET

EXECUTIVE SUMMARY

During the current fiscal year, the administration has taken a revised budget to the Board three times since the adoption in June. The Fall Revision, First Interim and Second Interim reports are required by state law; the Spring Revision is presented to update the Board on changes that have occurred since Second Interim and to project year-end General Fund revenue, expense, and ending balances. Although the Spring Revision includes the most recent data available, actual 2009-10 income and expenditure information will not be confirmed until the books are closed on the current fiscal year September.

The transition to Basic Aid has provided for more stability in the district's budgeting during the last year. While there is still some measure of uncertainty surrounding the level of state funding and changes in property tax revenue we can expect in the next fiscal year, the current year has not seen the drastic fluctuations in budget assumptions that characterized the 2008-09 fiscal year and last June's budget adoption process.

With respect to income, Property Tax revenue is tracking with our projections. Federal and State categorical revenue is down due to deferrals to 2010-11 and adjusting budgeted revenue to match actual grant amounts. Local revenue has increased from college testing, donation, and facility rental revenue.

Expenditures have increased primarily due to the addition of the English Language Authorization stipend agreed to in the contract with SDFP along with college testing fees and expenses arising from donations. These increases are typically seen at Spring Revision. Increases are net of numerous budget reductions made in other department and program areas since Second Interim.

ITEM 17

The Estimated Unspent amount of \$1,131,062 is based on actual amounts that have been set aside to be carried over into 2010-11. While we expect to realize additional savings at year-end from unspent balances in both unrestricted and restricted funds, it is difficult to estimate at this time as we have been actively lowering unrestricted budgets throughout the year when anticipated expenditures have fallen below budgeted amounts.

The projected ending balance has improved due to increased revenue and identifying carry-over amounts that will be unspent in the current fiscal year.

Detailed information for income and expenditures can be found on the following pages. Final 2009-10 income and expenditures will be reported to the Board in September when the books are closed.

Please be advised that the majority of the budget reduction targets presented to the board by the Superintendent have not been incorporated in the Spring Revision. Those reductions will be included in the 2010/11 adopted budget as they are finalized.

RECOMMENDATION:

It is recommended that the Board adopt the 2009-10 Spring Revision District Budget, as shown in the attached supplements.

FUNDING SOURCE: **General Fund / 03-00 & 06-00**

General Fund Revenue & Expenditures - 2009-10 Spring Revision

	2009-10 Second Interim			2009-10 Spring Revision			Change
	UNRESTRICTED	RESTRICTED	TOTAL	UNRESTRICTED	RESTRICTED	TOTAL	
PROJECTED INCOME							
Revenue Limit / Property Tax	78,751,097	1,679,385	80,430,482	78,751,097	1,679,385	80,430,482	0
Federal Income	0	5,123,384	5,123,384	0	5,028,384	5,028,384	(95,000)
Other State Income	4,633,437	1,667,027	6,300,464	4,287,149	1,653,333	5,940,482	(359,982)
Local Income	2,085,967	5,788,561	7,874,528	2,933,447	5,804,621	8,738,068	863,540
Transfers	20,100	0	20,100	20,100	0	20,100	0
Encroachment	(8,921,441)	8,921,441	0	(8,864,984)	8,864,984	0	0
TOTAL PROJECTED INCOME	76,569,160	23,179,798	99,748,958	77,126,809	23,030,707	100,157,516	408,558
PROJECTED EXPENDITURES							
Certificated Salaries	40,168,411	8,778,861	48,947,272	40,689,485	8,749,605	49,439,090	491,818
Classified Salaries	10,754,450	6,429,002	17,183,452	10,713,197	6,419,702	17,132,899	(50,553)
Benefits	13,880,429	4,445,566	18,325,995	13,929,819	4,444,766	18,374,585	48,590
Books & Supplies	3,034,085	2,771,673	5,805,758	3,732,014	2,811,832	6,543,846	738,088
Services & Operating Expenses	7,181,437	3,030,935	10,212,372	7,225,947	2,907,810	10,133,757	(78,615)
Capital Outlay	162,529	735,367	897,896	162,529	727,367	889,896	(8,000)
Other Outgo	(454,287)	386,190	(68,097)	(417,093)	369,040	(48,053)	20,044
Categorical	0	0	0	0	0	0	0
TOTAL PROJECTED EXPENDITURES	74,727,054	26,577,594	101,304,648	76,035,898	26,430,122	102,466,020	1,161,372
Estimated Unspent	0	0	0	24,715	1,106,347	1,131,062	1,131,062
Expenditures (over/under) Revenue	1,842,106	(3,397,796)	(1,555,690)	1,115,626	(2,293,068)	(1,177,442)	378,248
FUND BALANCE, RESERVES:							
Beginning Balance - July 1	13,589,453	5,132,789	18,722,242	13,589,453	5,132,789	18,722,242	0
Audit Adjustment	0	0	0			0	0
Adjusted Beginning Balance	13,589,453	5,132,789	18,722,242	13,589,453	5,132,789	18,722,242	0
Projected Ending Balance - June 30	15,431,559	1,734,993	17,166,552	14,705,079	2,839,721	17,544,800	378,248
COMPONENTS OF THE ENDING BALANCE:							
Revolving Cash Fund 9130	30,000		30,000	30,000		30,000	0
Stores Inventory 9320	1,144		1,144	1,144		1,144	0
Recommended Min Reserve (4.5%)	4,558,709		4,558,709	4,610,971		4,610,971	52,262
Basic Aid Reserve	3,755,292		3,755,292	3,755,292		3,755,292	0
Other Commitments	275,000		275,000	275,000		275,000	0
Reserve for categorical programs	3,092,673	1,734,993	4,827,666	2,758,986	2,839,721	5,598,707	771,041
Total Components	11,712,818	1,734,993	13,447,811	11,431,393	2,839,721	14,271,114	823,303
RESERVE FOR ECONOMIC UNCERTAINTIES	3,718,741	0	3,718,741	3,273,686	0	3,273,686	(445,055)
	3.67%	0.00%	3.67%	3.19%	0.00%	3.19%	-0.48%

REVENUE LIMIT SOURCES

ITEM 17

Object	Resource		2009-10 Second Interim			2009-10 Spring Revision			Change
			UNRESTRICTED	RESTRICTED	TOTAL	UNRESTRICTED	RESTRICTED	TOTAL	
8011		STATE AID	(30,020)		(30,020)	(30,020)		(30,020)	0
8021		HOMEOWNERS' EXEMPTION	756,149		756,149	756,149		756,149	0
8041		SECURED TAXES	76,521,518		76,521,518	76,521,518		76,521,518	0
8042		UNSECURED TAXES	2,766,989		2,766,989	2,766,989		2,766,989	0
8043		PRIOR YEAR TAXES	(88,192)		(88,192)	(88,192)		(88,192)	0
8044		SUPPLEMENTAL TAXES	116,980		116,980	116,980		116,980	0
8045		ED REV AUGMENT FUNDS(ERAF)	0		0	0		0	0
8047		COMMUNITY REDEVELOPMENT FUNDS	12,925		12,925	12,925		12,925	0
8082		OTHER TAXES	1,000		1,000	1,000		1,000	0
8089		50% RECAPTURE, OTHER TAXES	(500)		(500)	(500)		(500)	0
8091		SPECIAL ED ADA	(1,300,000)	1,300,000	0	(1,300,000)	1,300,000	0	0
8092		PERS REDUCTION TRANSFER	0		0	0		0	0
8096-002		XFER TO CHT SCH INLIEU PROP TX	(5,752)	0	(5,752)	(5,752)	0	(5,752)	0
8097		SPECIAL ED EXCESS TAX		379,385	379,385		379,385	379,385	0
		TOTAL-REVENUE LIMIT SOURCES	78,751,097	1,679,385	80,430,482	78,751,097	1,679,385	80,430,482	0

FEDERAL INCOME

ITEM 17

Object	Resource	Spring Revision	2009-10 Second Interim			2009-10 Spring Revision			Change	
			UNRESTRICTED	RESTRICTED	TOTAL	UNRESTRICTED	RESTRICTED	TOTAL		
8290 000	3010 000			492,544	492,544		492,544	492,544	0	
8290 002	3010 000			85,626	85,626		85,626	85,626	0	
8290 001	3011 000	D		250,995	250,995		155,995	155,995	(95,000)	
8181 000	3310 000			1,700,246	1,700,246		1,700,246	1,700,246	0	
8181 000	3311 000			97,421	97,421		97,421	97,421	0	
8181 000	3313 000			1,894,030	1,894,030		1,894,030	1,894,030	0	
8181 000	3314 000			120,000	120,000		120,000	120,000	0	
8290 000	3550 001			90,000	90,000		90,000	90,000	0	
8290 000	3550 002			9,000	9,000		9,000	9,000	0	
8290 001	3710 001	D		0	0		0	0	0	
8290 000	4035 000			221,929	221,929		221,929	221,929	0	
8290 000	4035 000	P		22,952	22,952		22,952	22,952	0	
8290 001	4036 000	D		6,208	6,208		6,208	6,208	0	
8290 000	4045 000			4,292	4,292		4,292	4,292	0	
8290 000	4045 000	P		0	0		0	0	0	
8290 001	4045 000	D		0	0		0	0	0	
8290 000	4110 000			0	0		0	0	0	
8290 001	4110 000	D		4,489	4,489		4,489	4,489	0	
8290 001	4201 000			41,325	41,325		41,325	41,325	0	
8290 002	4201 000	D		4,256	4,256		4,256	4,256	0	
8290 000	4203 000			72,835	72,835		72,835	72,835	0	
8290 001	4203 000	D		5,236	5,236		5,236	5,236	0	
8290 000	5810 003	P		0	0		0	0	0	
				0	5,123,384	5,123,384	0	5,028,384	5,028,384	(95,000)

P PRIOR YEAR
D DEFERRED

OTHER STATE INCOME

ITEM 17

Object	08-09 Resource	09-10 FLEX RES/ CODE		2009-10 Second Interim			2009-10 Spring Revision			Change
				UNRESTRICTED	RESTRICTED	TOTAL	UNRESTRICTED	RESTRICTED	TOTAL	
8590 000	0000 000		SUMMER SCHOOL/HOURLY PROGRAMS	0		0	0	0	0	0
8590 000	0000 024		AP FEE REIMB PROG	12,601		12,601	0		0	(12,601)
8590 000	0800 000		CATEGORICAL FLEXIBILITY	3,092,673		3,092,673	2,758,986		2,758,986	(333,687)
8590 000	0426 000		SPED MANDATED COST BUYOUT (09/10 - 9 of 10y	43,260		43,260	43,260		43,260	0
8560 000	1100 000		LOTTERY	1,329,768		1,329,768	1,329,768		1,329,768	0
8560-002	1100 000		LOTTERY	5,507		5,507	5,507		5,507	0
8590 000	6286 000		ENGLISH LANGUAGE LEARNER	0	27,620	27,620	0	27,620	27,620	0
8560 000	6300 000		LOTTERY INSTRUCTIONAL MATERIALS		139,656	139,656		139,656	139,656	0
8560 002	6300 000	P	LOTTERY INSTRUCTIONAL MATERIALS		10,902	10,902		10,902	10,902	0
8590 000	6378 000		CAL HEALTH SCIENCE CAP BLDG PRJ		51,194	51,194		51,194	51,194	0
8590 000	6378-000	P	CAL HEALTH SCIENCE CAP BLDG PRJ		13,694	13,694		0	0	(13,694)
8590 000	6405 000	0921 000	SCHOOL SAFETY & VIOLENCE PREVENTION			0			0	0
8590 000	6500 000		SPECIAL ED CAHSEE		62,780	62,780		62,780	62,780	0
8590 000	6520 000		SPED PROJ WORKABILITY		289,184	289,184		289,184	289,184	0
8590 000	6530 000		SPED LOW INCIDENCE		1,566	1,566		1,566	1,566	0
8590 000	6535 000		SPED PERSONNEL STAFF DEV		4,120	4,120		4,120	4,120	0
8590 001	6660 000		TUPE/TOBACCO USE PREVENTION ED.		3,785	3,785		3,785	3,785	0
8590 001	6670 005		TUPE 9-12 STOP IV		1,064	1,064		1,064	1,064	0
8590 000	6760 000	0922 000	ARTS & MUSIC BLOCK GRANT			0	0		0	0
8590 000	6760 000	P	ARTS & MUSIC BLOCK GRANT			0	0		0	0
8590 000	7080 000	0924 000	SUPPLEMENTAL SCHOOL COUNSELING PGRM			0	0		0	0
8311 000	7090 000		ECONOMIC IMPACT AID		336,955	336,955		336,955	336,955	0
8311-002	7090-000	P	ECONOMIC IMPACT AID		182,175	182,175		182,175	182,175	0
8590 001	7100 000	D	ED TECH DIGITAL HS		0	0		0	0	0
8590 001	7110 000	D	ED TECH		0	0		0	0	0
8311 000	7140 000	0926 000	GIFTED AND TALENTED (GATE)			0	0		0	0
8590 000	7156 000	0927 000	INSTRUCTIONAL MATERIAL BLOCK GRANT - AB1781			0	0		0	0
8311 000	7230 000		TRANSPORTATION - Home to School		482,921	482,921		482,921	482,921	0
8311 000	7240 000		TRANSPORTATION-Special Education		59,411	59,411		59,411	59,411	0
8311 001	7265 000	D	SCHOOL IMPROVEMENT PROGRAM		0	0		0	0	0
8590 000	7271 000	0931 000	PEER ASSISTANCE & REVIEW/ENTITLE.	0		0	0		0	0
8590 000	7370 004	0939 004	SSP CCA DEMO GRANT	28,086		28,086	28,086		28,086	0
8590 000	7370 005	0939 005	SSP BIOTECH GRANT - SDA	105,750		105,750	105,750		105,750	0
8590 001	7370 005	0939 005	SSP BIOTECH GRANT - SDA	15,792		15,792	15,792		15,792	0
8590 000	7390 000	0941 000	PUPIL RETENTION BLOCK GRANT	0		0	0		0	0
8590 000	7392 000	0943 000	TEACHER CREDENT BLOCK GRANT	0		0	0		0	0
8590 000	7393 000	0944 000	PROFESSIONAL DEVELOPMENT BLOCK GRANT	0		0	0		0	0
8590 000	7394 000	0945 000	TARGETED INSTRUCTIONAL IMPROV BLOCK GRA	0		0	0		0	0
8590 000	7395 000	0946 000	SCHOOL & LIBRARY IMPROV BLOCK GRANT	0		0	0		0	0
8590 000	7396 000	P	DISCRETIONARY BLOCK GRANT SCHOOL SITE	0		0	0		0	0
			TOTAL OTHER STATE REVENUE	4,633,437	1,667,027	6,300,464	4,287,149	1,653,333	5,940,482	(359,982)
		D	DEFERRED							
		P	PRIOR YEAR							

LOCAL INCOME

ITEM 17

Object	Resource		2009-10 Second Interim			2009-10 Spring Revision			Change
			UNRESTRICTED	RESTRICTED	TOTAL	UNRESTRICTED	RESTRICTED	TOTAL	
8689 050	0000 300	TRANSP FEES-ATHL-TP	125,000		125,000	125,000		125,000	0
8689 100	0000 300	TRANSP FEES-ATHL-LCC	129,000		129,000	129,000		129,000	0
8689 130	0000 300	TRANSP FEES-ATHL-SDA	12,000		12,000	19,400		19,400	7,400
8689 140	0000 300	TRANSP FEES-ATHL-CCA	30,000		30,000	37,500		37,500	7,500
8650 XXX	0000 634/5	M & O FIELD USE	147,690		147,690	147,690		147,690	0
8699 000	0100 030	22ND AGR DIST NON COOP	122,546		122,546	122,546		122,546	0
8677 004	0100 038	INT/AGY PRIVATE CONTRACTOR	50,000		50,000	50,000		50,000	0
8689 001	0100 039	OTHER PARKING FINES FEES	10,000		10,000	10,000		10,000	0
8660 XXX	0100 040	INTEREST	700,000		700,000	700,000		700,000	0
8631 000	0100 046	SALE OF EQUIPMENT & SUPPLIES	12,000		12,000	12,000		12,000	0
8689 014	0100 047	STUDENT PARKING FEES-CCA	15,000		15,000	15,000		15,000	0
8689 010	0100 048	STUDENT PARKING FEES-LCC	24,000		24,000	24,000		24,000	0
8689 013	0100 049	STUDENT PARKING FEES-SDA	13,000		13,000	13,000		13,000	0
8689 005	0100 050	STUDENT PARKING FEES-TP	29,000		29,000	29,000		29,000	0
8677 014	0100 051	ADMIN DEV FEES RSF/SB	2,000		2,000	2,000		2,000	0
8650 000	0100 XXX	LEASES AND RENTALS - SITE USE	104,442		104,442	131,581		131,581	27,139
8650 001	0100 302	BLDG/FIELD USE DIST WIDE	11,112		11,112	11,112		11,112	0
8792 000	6500 000	SPECIAL EDUCATION	0	3,761,555	3,761,555	0	3,761,555	3,761,555	0
8677 010	6500 004	COASTAL LEARNING ACADEMY		75,000	75,000	0	75,000	75,000	0
8677 000	6500 007	SP ED, NCCSE		40,000	40,000	0	40,000	40,000	0
8675 001	7230 002	TRANSPORT.SERVICES PARENT PAY		465,000	465,000	0	465,000	465,000	0
8677 012	7230 009	I/A TRASPORTATION HTS		1,961	1,961	0	0	0	(1,961)
8677 012	7240 002	SP ED, TRANSPORTATION		1,900	1,900	0	15,000	15,000	13,100
8699 000	9010 007	SB70 CAREER DEV - 7TH/8TH GRADES		0	0	0	231	231	231
8677 000	9025 XXX	ROP COUNTY OFFICE		1,423,145	1,423,145	0	1,427,735	1,427,735	4,590
8699 XXX	XXXX XXX	OTHER LOCAL INCOME	549,177	20,000	569,177	1,354,618	20,100	1,374,718	805,541
8783 000	XXXX XXX	OTHER TRANSFERS FROM JPA	0	0	0	0	0	0	0
		TOTAL LOCAL REVENUE	2,085,967	5,788,561	7,874,528	2,933,447	5,804,621	8,738,068	863,540
8919 019	0100 085	TRANSFER FROM CAP. FAC. 25-19	20,100		20,100	20,100	0	20,100	0
8919 011	6285 000	TRANSFER FROM AD ED 11-00 FLEXIBILITY TRANSFER	0	0	0	0	0	0	0
		SUBTOTAL TRANSFERS	20,100	0	20,100	20,100	0	20,100	0
8980 000	0000 000	UNRESTRICTED CONTRIBUTIONS	(8,921,441)		(8,921,441)	(8,864,984)		(8,864,984)	56,457
8980 000	3550 003	DISTRICT MATCH - PERKINS	0	17,700	17,700	0	17,700	17,700	0
8980 000	6378 000	CAL HEALTH SCIENCE CAP BLD PRJ	0	0	0	0	0	0	0
8980 000	6500 000	CONTRIBUTION TO SPEC. ED. FOR ENCROACHMENT	0	4,064,493	4,064,493	0	4,020,578	4,020,578	(43,915)
8980 000	6520 000	SPEC PROJ. WORKABILITY I LEA	0	0	0	0	0	0	0
8980 000	7230 000	CONTRIBUTION TO H-T-S TRANSPORTATION	0	98,861	98,861	0	80,861	80,861	(18,000)
8980 000	7240 000	CONTRIBUTION TO SP. ED. TRANSP. FOR ENCROACH.	0	2,455,715	2,455,715	0	2,462,201	2,462,201	6,486
8980 000	8150 000	CONTRIBUTION TO ROUTINE REPAIR FOR ENCROACH.	0	2,271,644	2,271,644	0	2,271,644	2,271,644	0
8980 000	9010 000	OTHER LOCAL INCOME	0	13,028	13,028	0	12,000	12,000	(1,028)
		SUBTOTAL ENCROACHMENT	(8,921,441)	8,921,441	0	(8,864,984)	8,864,984	0	0
		TOTAL TRANSFERS	(8,901,341)	8,921,441	20,100	(8,844,884)	8,864,984	20,100	0
		TOTAL ALL REVENUE W/O TEMP TRSFERS	76,569,160	23,179,798	99,748,958	77,126,809	23,030,707	100,157,516	408,558
		OTHER I/F TRANSFERS IN-TEMP			0			0	0
		TOTAL REVENUE WITH ALL TRANSFERS	76,569,160	23,179,798	99,748,958	77,126,809	23,030,707	100,157,516	408,558

CERTIFICATED SALARIES

ITEM 17

Object	Resource		2009-10 Second Interim			2009-10 Spring Revision			Change
			UNRESTRICTED	RESTRICTED	TOTAL	UNRESTRICTED	RESTRICTED	TOTAL	
1100 000		TEACHERS' SALARIES	33,494,031	7,247,323	40,741,354	33,515,105	7,228,554	40,743,659	2,305
1100 033		EL STIPEND	0	0	0	500,000	0	500,000	500,000
1200 000		PUPIL SUPPORT: LIBRARIANS GUIDANCE, WELFARE & ATTEND. PHYSICAL & MENTAL HEALTH	2,785,933	670,829	3,456,762	2,785,933	660,342	3,446,275	(10,487)
1300 000		SUPERVISORS, ADMIN: SCHOOL ADMINISTRATORS SUPERINTENDENTS ADMINISTRATORS	3,655,702	410,019	4,065,721	3,655,702	410,019	4,065,721	0
1900 000		OTHER CERTIFICATED	232,745	450,690	683,435	232,745	450,690	683,435	0
		TOTAL-OBJECT CODE 1000	40,168,411	8,778,861	48,947,272	40,689,485	8,749,605	49,439,090	491,818

CLASSIFIED SALARIES

ITEM 17

Object	Resource		2009-10 Second Interim			2009-10 Spring Revision			Change
			UNRESTRICTED	RESTRICTED	TOTAL	UNRESTRICTED	RESTRICTED	TOTAL	
2100 000		INSTRUCTIONAL AIDES	659,400	1,922,207	2,581,607	659,400	1,922,207	2,581,607	0
2200 000		CLASSIFIED SUPPORT: MAINTENANCE & OPERATIONS INSTR. MEDIA / LIBRARY TRANSPORTATION	3,262,422	3,637,867	6,900,289	3,225,450	3,637,867	6,863,317	(36,972)
2300 000		SUPERVISORS AND ADMINISTRATORS' SALARIES	919,313	304,688	1,224,001	919,313	304,688	1,224,001	0
2400 000		CLERICAL & OFFICE PERSONNEL	5,474,770	494,752	5,969,522	5,445,313	485,452	5,930,765	(38,757)
2900 000		OTHER CLASSIFIED	438,545	69,488	508,033	463,721	69,488	533,209	25,176
		TOTAL-OBJECT CODE 2000	10,754,450	6,429,002	17,183,452	10,713,197	6,419,702	17,132,899	(50,553)

EMPLOYEE BENEFITS

ITEM 17

Object	Resource		2009-10 Second Interim			2009-10 Spring Revision			Change
			UNRESTRICTED	RESTRICTED	TOTAL	UNRESTRICTED	RESTRICTED	TOTAL	
3100 000		STATE TEACHERS' RETIREMENT SYS	3,563,097	727,858	4,290,955	3,604,640	727,858	4,332,498	41,543
3200 000		PUBLIC EMPLOYEE RETIREMENT SYS	1,063,440	567,490	1,630,930	1,063,525	567,490	1,631,015	85
3311/2 000		SOCIAL SECURITY	716,832	398,175	1,115,007	716,992	398,175	1,115,167	160
3321/2 000		MEDICARE	732,429	208,696	941,125	729,805	208,696	938,501	(2,624)
3400 000		INC PROTCT+CERT DNTAL+LIFE	433,837	117,819	551,656	433,837	117,819	551,656	0
3500 000		UNEMPLOYMENT INSURANCE	156,020	45,671	201,691	157,541	45,671	203,212	1,521
3600 000		WORKERS' COMPENSATION	830,296	211,291	1,041,587	837,316	211,291	1,048,607	7,020
3700 000		RETIREE BENEFITS (H & W)	432,898	118,465	551,363	434,583	118,465	553,048	1,685
3800 000		PERS REDUCTION	0	0	0	0	0	0	0
3900 000		FLEX ACCOUNTS	5,951,580	2,050,101	8,001,681	5,951,580	2,049,301	8,000,881	(800)
		TOTAL-OBJECT CODE 3000	13,880,429	4,445,566	18,325,995	13,929,819	4,444,766	18,374,585	48,590

BOOKS AND SUPPLIES

ITEM 17

Object	Resource		2009-10 Second Interim			2009-10 Spring Revision			Change
			UNRESTRICTED	RESTRICTED	TOTAL	UNRESTRICTED	RESTRICTED	TOTAL	
4100 000		TEXTBOOKS (7-8 + 9-12)	0	351,041	351,041	0	351,041	351,041	0
4200 000		BOOKS OTHER THAN TEXTBOOKS	4,100	2,000	6,100	4,100	2,000	6,100	0
4300 000		MATERIALS & SUPPLIES LOTTERY INSTRUCTIONAL MTRLS SCIENCE LAB MATERIALS OTHER SUPPLIES PUPIL TRANSPORTATION SUPPLIES GIFTS & DONATIONS	2,642,337	2,238,041	4,880,378	3,312,769	2,268,600	5,581,369	700,991
4400 000		NON-CAPITALIZED EQUIPMENT MAT/SUP/EQUIP TECH	387,648	180,591	568,239	415,145	190,191	605,336	37,097
		TOTAL-OBJECT CODE 4000	3,034,085	2,771,673	5,805,758	3,732,014	2,811,832	6,543,846	738,088

SERVICES AND OPERATING EXPENSES

ITEM 17

Object	Resource		2009-10 Second Interim			2009-10 Spring Revision			Change
			UNRESTRICTED	RESTRICTED	TOTAL	UNRESTRICTED	RESTRICTED	TOTAL	
5100 000		SUBAGREEMENT FOR SERVICES	140,000	606,154	746,154	140,000	636,154	776,154	30,000
5200 000		TRAVEL/CONFERENCES/INSERVICE TRNG	141,884	199,015	340,899	130,754	117,147	247,901	(92,998)
5300 000		DISTRICT DUES & MEMBERSHIP	38,016	3,850	41,866	38,016	4,275	42,291	425
5400 000		INSURANCE	541,926	0	541,926	541,926	0	541,926	0
5500 000		UTILITIES	2,718,257	2,000	2,720,257	2,718,257	2,000	2,720,257	0
5600 000		RENTALS, LEASES & REPAIRS	796,944	134,495	931,439	825,037	134,495	959,532	28,093
5700 000		INTER-PROGRAM SERVICES	463,630	(465,516)	(1,886)	463,630	(465,430)	(1,800)	86
5800 000		PROF./CONSULTING & OTHER SERVICES & OPERATING EXPENSES, INSTRUCTIONAL CONSULT. & LECT.	1,973,926	2,518,917	4,492,843	2,014,606	2,447,149	4,461,755	(31,088)
5900 000		COMMUNICATIONS: VOICE, DATA & POSTAGE	366,854	32,020	398,874	353,721	32,020	385,741	(13,133)
		TOTAL-OBJECT CODE 5000	7,181,437	3,030,935	10,212,372	7,225,947	2,907,810	10,133,757	(78,615)

CAPITAL OUTLAY

ITEM 17

Object	Resource		2009-10 Second Interim			2009-10 Spring Revision			Change
			UNRESTRICTED	RESTRICTED	TOTAL	UNRESTRICTED	RESTRICTED	TOTAL	
6100 000		SITES & IMPROVEMENT OF SITE	0	0	0	0	0	0	0
6200 000		IMPROVEMENT	0	0	0	0	0	0	0
6400 000		EQUIPMENT	7,742	35,367	43,109	96,738	27,367	124,105	80,996
6500 000		EQUIPMENT REPLACEMENT	154,787	700,000	854,787	65,791	700,000	765,791	(88,996)
		TOTAL-OBJECT CODE 6000	162,529	735,367	897,896	162,529	727,367	889,896	(8,000)

OTHER OUTGO

ITEM 17

Object	Resource		2009-10 Second Interim			2009-10 Spring Revision			Change
			UNRESTRICTED	RESTRICTED	TOTAL	UNRESTRICTED	RESTRICTED	TOTAL	
7130 000	6500 001	STATE SPECIAL SCHOOLS	0	0	0	0	0	0	0
7142 000	6500 001	OTHER TUITION & SPEC. ED EXCESS COS	0	25,000	25,000	0	11,850	11,850	(13,150)
7142-002	6500-005	ADULT TRANSITION SH PROGRAM	0	26,574	26,574	0	26,574	26,574	0
7142 001	9010 002	SP. ED. EXCESS COST/CO OFC	0	12,000	12,000	0	12,000	12,000	0
7310 001	XXXX XXX	DIRECT SUPPORT/INDIRECT COSTS	(319,616)	319,616	0	(319,616)	315,616	(4,000)	(4,000)
7350 011	XXXX XXX	ADULT ED INDIRECT - FUND 11-00	(28,893)	0	(28,893)	(28,893)	0	(28,893)	0
7350 013	XXXX XXX	FOOD SERVICE INDIRECT FD 13-00	(161,778)	0	(161,778)	(124,584)	0	(124,584)	37,194
7615 014	8150 000	TRSF FROM GEN TO DEF. MAINT. FUND 14	0	0	0	0	0	0	0
7619 015	XXXX XXX	TRSF FROM GEN TO FUND 15-00	36,000	3,000	39,000	36,000	3,000	39,000	0
7619 030	0000 800	INTERFD-TRSF-TO DED. INS.	20,000	0	20,000	20,000	0	20,000	0
		TOTAL-OBJECT CODE 7000	(454,287)	386,190	(68,097)	(417,093)	369,040	(48,053)	20,044
		TOTAL-ALL EXPENDITURES	74,727,054	26,577,594	101,304,648	76,035,898	26,430,122	102,466,020	0
		GRAND TOTAL-ALL EXPENDITURES	74,727,054	26,577,594	101,304,648	76,035,898	26,430,122	102,466,020	0

San Dieguito Union High School District
Business Services Division
Finance Department

2009-10
Spring Revision
Summary of Changes

Income:	<u>Second Interim</u>	<u>Spring Revision</u>	<u>Summary of Changes</u>		
Revenue Limit	80,430,482	80,430,482	0	*	
Federal	5,123,384	5,028,384	(95,000)	*	<95K> NCLB ARRA
				*	
				*	
Other State	6,300,464	5,940,482	(359,982)	*	<334K> Categorical Flexibility
				*	
				*	
Local	7,874,528	8,738,068	863,540	*	646K College Testing
				*	176 K Donations
				*	27K Facilities Rentals
Transfers	20,100	20,100	0	*	
Encroachment	(8,921,441)	(8,864,984)	56,457	*	
Total	99,748,958	100,157,516	408,558		

San Dieguito Union High School District
Business Services Division
Finance Department

2009-10
Spring Revision
Summary of Changes

Expenditures:

	<u>Second Interim</u>	<u>Spring Revision</u>	<u>Summary of Changes</u>		
Certificated Salaries	48,947,272	49,439,090	491,818	*	500K EL Stipend
Classified Salaries	17,183,452	17,132,899	(50,553)	*	<32K> Clerical Overtime (Zero FTE)
				*	<16K> Instructional Aides - Summer School
Benefits	18,325,995	18,374,585	48,590	*	Corresponding benefits for EL Stipends
Books & Supplies	5,805,758	6,543,846	738,088	*	646K College Testing
				*	176K Donations
				*	<81K> NCLB ARRA
Services & Operating Expenses	10,212,372	10,133,757	(78,615)	*	30K NPA Subagreements
				*	<93K> Travel/Conferences
Capital Outlay	897,896	889,896	(8,000)	*	
Other Outgo	(68,097)	(48,053)	20,044	*	37K Food Services indirect costs reduction
				*	<13K> Special Ed excess cost
Total	101,304,648	102,466,020	1,161,372		

San Dieguito Union High School District

INFORMATION REGARDING BOARD AGENDA ITEM

TO: BOARD OF TRUSTEES

DATE OF REPORT: April 22, 2010

BOARD MEETING DATE: May 4, 2010

PREPARED BY: Stephen G. Ma
Associate Superintendent, Business

SUBMITTED BY: Ken Noah
Superintendent

SUBJECT: PROPOSED NEW BOARD POLICY 3111 &
3111/AR-1, "BUDGET RESERVE FUNDS"

EXECUTIVE SUMMARY

The district transitioned into a Basic Aid (BA) funding status starting in 2008-09. Unless there is a massive restoration of the revenue limit maintenance factor, or there is legislative action to disallow the BA funding model, staff believes the district will maintain its BA status for many years to come.

As a Basic Aid district, budget risks are significantly greater and the need for a larger or separate BA reserve is fiscally prudent. In reviewing the existing board policy on budget reserves, there lacks sufficient policy guidelines for the creation, maintenance, and use of budget reserves. Staff has conceptually outlined for the Board, the need for a separate BA reserve at the November 18, 2008, and November 12, 2009, budget workshops. Budgetary risks to BA districts include:

- Funding is no longer based on student attendance and state aid – losing the state safety net
- Fluctuations in property values compared to changes in enrollment can significantly change the district's revenue outlook.
- BA districts may be subject to further cuts (Fair Share Reductions) or legislative action to equalize funding between districts.

Staff has worked with legal counsel to develop a new board policy and administrative regulation on budget reserves. The proposed policy identifies the creation of two separate reserves within the unrestricted General fund: a General Reserve, and a Basic Aid Reserve. The General Reserve would be maintained at the legal minimum of 3%. The BA Reserve would be allowed to grow, if the year over year comparison of property taxes indicated an increase. The AR calls for 50% of the year over year increase to be

ITEM 18

put into the BA reserve. Excess taxes not allocated to the reserves can be used for other district priorities. The General and Basic Aid reserves would combine to a minimum of 7.5% of the unrestricted General fund. The Basic Aid Reserve would only be drawn down below its minimum 4.5% in the event of an unexpected increase in enrollment, a decrease in property tax revenue, or loss of additional outside revenue sources that would necessitate drawing upon the reserves.

It is important to note that since cuts to the Funded Revenue Limit caused the District to fall into Basic Aid, our funding level per student is still below the state's Base Revenue Limit. The Base Revenue Limit is what the state should be paying school districts under Prop 98 and other statutory requirements. The proposed target minimum funding for the BA reserve is the difference between the property taxes received and the state's base revenue limit. At some point, district property taxes will likely exceed the base revenue limit, at which time, the Board may want to consider other criteria for the minimum funding level for the BA reserve.

There have been staff discussions about how this reserve policy would fit with the recently approved SDFCA compensation language. Based on the following example, staff believes the district can fund the necessary reserves while maintaining a competitive salary structure. In the follow example, staff assumes a hypothetical 1% property tax increase.

EXAMPLE:

Estimated Property Tax 2009/10	\$79,785,939
1% Increase	<u>\$80,583,798</u>
Year over year change in taxes	\$ 797,895
Basic Aid Reserve Set Aside (50% of increase)	\$ 398,930
Remainder for District Priorities	\$ 398,930
SDFCA Wage Formula 10/11 = 1/2 of the rate of property tax increase (Cost of 1% on salary schedule as of 07/08 = \$500,809)	<u>(\$ 250,405)</u>
Balance available for other District Priorities	\$ 148,525

RECOMMENDATION:

This item is being submitted for the first read and will be resubmitted to the Board for approval on May 20, 2010. It is recommended that the Board review the proposed new board policy.

FUNDING SOURCE:

N/A

BUSINESS

3111

BUDGET RESERVE FUNDS

General Reserve

The district shall maintain a reserve, within the General fund, in an amount of not less than three percent (3%) or the amount required by the State of California, whichever is less.

Basic Aid Reserve

As a basic aid district, fluctuations in property values as well as the potential for cuts or other legislative action can change the district's revenue outlook, affecting basic aid revenue. In order to offset any such reduction or fluctuations in revenue, the district will maintain a Basic Aid Reserve, within the General fund, in addition to any other reserve fund established by this Board. The Basic Aid Reserve shall be separate from all other funds and shall only be used as specified in this policy.

Basic Aid Reserve may be used only to fund expenses related to changes in enrollment, offsets to decreases in property tax revenue, non-recurring expenses, and ongoing expenses in deficit years. The Basic Aid Reserve shall not be a special reserve fund but rather shall be a component of the ending balance of the district's General fund.

Funding the Basic Aid Reserve

The target minimum funding for the Basic Aid Reserve shall be an amount at least equal to the difference between the property tax revenue received by the district and the base revenue limit allocated to the district by the State of California.

The Superintendent is authorized to develop regulations to implement this policy. This policy may be reviewed by the Board of Trustees at any time. It will be reviewed when the Basic Aid Reserve reaches its target.

As part of the approval of the annual budget, the Board shall consider any proposed use of Basic Aid Reserve Fund principal and income and shall take separate action to approve such uses.

References:

Education Code sections:
42120 et seq.,
42238(h), Basic Aid

Title 5 California Code of Regulations:
5450, Reserve

BUSINESS

3111 / AR-1

BUDGET RESERVE FUNDS

Utilization of Reserve Funds

The amount allocated annually to the Basic Aid Reserve will be equal to fifty percent (50%) of the differential between the district's property tax revenue over the amount of the prior year's property tax revenue. The differential is to be calculated prior to adoption of the annual budget and recalculated and reconciled based on the actual property tax collected for the current fiscal year and the estimate of the property tax revenue for the subsequent fiscal year.

The transfer of funds into the Basic Aid Reserve will take place to the extent that funds are needed to bring the Basic Aid Reserve toward the target amount set forth in board policy 3111.

A draw on the Basic Aid Reserve may be made if the following conditions occur which result in a budget shortfall for a given fiscal year:

1. An unexpected increase in enrollment.
2. A decrease in property tax revenue.
3. Loss of additional outside revenue sources.

If there is a need to utilize funds from a reserve, funds from the Basic Aid Reserve fund shall be used before funds from the General reserve fund.

In no event shall the combined unrestricted General Fund reserves (General and Basic Aid) fall below seven and one-half percent (7.5%) in the current fiscal year budget.

San Dieguito Union High School District

INFORMATION FOR BOARD OF TRUSTEES

TO: BOARD OF TRUSTEES

DATE OF REPORT: April 23, 2010

BOARD MEETING DATE: May 4, 2010

PREPARED BY: Russell L. Thornton,
Executive Director of Operations
Stephen G. Ma,
Associate Superintendent, Business

SUBMITTED BY: Ken Noah, Superintendent

SUBJECT: PROPOSED REVISION TO BOARD
POLICY #3250/AR-1, "TRANSPORTATION
FEES/HOME-TO- SCHOOL"

EXECUTIVE SUMMARY

Home to School (HTS) transportation has historically been funded by a number of sources including state categorical grants (TIIG and HTS), parent pay, and the district's general fund. In 2009/10, HTS transportation is expected to encroach on the general fund by approximately \$112,000. This encroachment will increase to \$160,000 in 2010/11, and could increase to \$643,000 if the Legislative Analyst Office's recommendation to shift HTS to a Tier III categorical is adopted in the budget. An equivalent cut to basic aid districts is being applied through the "Fair Share" reduction of state categorical grants.

Staff continues to look for different ways to reduce HTS transportation costs in this difficult budget environment. At a minimum, staff is recommending a \$100 increase to the annual transportation fee. This would bring the cost of an annual bus pass to \$600 per student. Multiple student discounts would still be available for those households with more than one student taking district transportation. As the budget picture becomes clearer in 2010/11, staff will continue to consider other measures to improve efficiency and reduce operational costs.

ITEM 19

In preparing an analysis showing the cost of transporting a student by private auto, staff has used certain assumptions, in conjunction with a common *cost of driving calculator* tool. The calculator tool allows for the costs of fuel, mileage, depreciation and insurance. The following assumptions were made:

- 1) A vehicle which averages 25 mpg fuel economy;
- 2) Round trip mileage of 10 miles, travelled 2 times per day for morning drop-off and afternoon pick-up;
- 3) Each car transporting 2 students.

The resulting cost to transport a student by private auto is \$10.10/per day, as compared to a cost of \$3.33/per day, to ride the bus at the proposed new fee, an increase from \$2.78 per day. Based on the 1200 plus bus passes sold for the 2009-10 school year, transporting students by private auto increases the number of cars on the road in the District's school zones, by over 600 vehicles per day, causing a carbon footprint of almost 900,000 pounds of CO2 per year. Additionally, the intangible cost of transportation by private auto most certainly includes student safety and the value of time.

These proposed changes effect the above cited administrative regulation. The proposed revisions are provided as an information item for review and will be returned to the next board meeting for adoption.

RECOMMENDATION:

Review the attached proposed administrative regulations.

FUNDING SOURCE:

Not applicable.

BUSINESS

BP 3250/AR-1

TRANSPORTATION FEES / HOME-TO-SCHOOL

1. Determination of District's Maximum Fee

As specified in Education Code 39807.5, the amount of the actual fee determined by the local governing board shall be no greater than the statewide average non-subsidized cost of providing this transportation to a pupil on a publicly owned or operated transit system as determined by the State Superintendent of Public Instruction, in cooperation with the Department of Transportation. "Non-subsidized cost" means actual operating costs less federal subventions.

The District's maximum fee will be computed according to the formula supplied by the State Superintendent of Public Instruction. This formula will produce the District's average cost per day per pupil and is the maximum amount that may be charged to a parent or guardian.

2. Determination of the Actual Charge to be Levied Against Each Parent or Guardian

The total amount received by the District from combined state aid for transportation and parent fees shall not exceed the actual cost of home to school transportation. The District will determine the amount of local funds expended per pupil per day, based on prior year data.

Except for those parents or guardians exempted in the policy, each parent or guardian of a pupil transported shall be charged according to the following schedule:

	<u>Annual Pass</u>	<u>Semester Pass</u>
Middle Schools	\$500.00 \$600.00	\$250.00 \$300.00
High Schools	\$500.00 \$600.00	\$250.00 \$300.00

No money will be collected on the bus. Passes may be sold at the District's office or other locations designated by the Superintendent.

A duplicate of the student identification card photo will be placed in the bus manifest system. Parents/Guardians may designate daytime contact information on the bus pass application form. This information will also be added to the bus manifest system. Drivers will carry copies of the manifest on the bus for the students they are transporting. The manifest will serve in lieu of bus passes.

BUSINESS

BP 3250/AR-1

3. Determination that Parent or Guardian is "Indigent"

Eligibility for free transportation shall be based on the income eligibility scales used for the free and reduced-price lunch program. At the beginning of the school year and whenever a new student is enrolled, parents/guardians shall receive information about free transportation eligibility standards, application procedures and appeal procedures.

All applications and records related to eligibility for free transportation shall be confidential and open only for purposes directly connected with the free transportation program.

Students receiving free transportation shall not be identified by the use of special passes, tickets, lines, seats or any other means. They shall in no way be treated differently from other students, nor shall their names be published, posted or announced in any manner or used for any purpose other than the transportation program.

4. Attendance Areas

Pupils who are bus riders in the attendance area of one school but live within walking distance of another school may elect to attend the closer school as long as room is available in that school.

5. Discipline

The same rules governing conduct and behavior on the bus, as are now in effect, will be continued. Students with repeated misbehavior may be denied the privilege of riding.

6. Bus Routes and Stops

Bus routes and stops will not be changed solely for the convenience of riders or to increase ridership. The same basis currently in effect for selecting routes and stops will be continued.

7. Families Purchasing Multiple Bus Passes

Families with more than one student attending any school in the district who purchase more than one bus pass per school term shall be entitled to a twenty percent (20%) discount on the second and any subsequent passes purchased during the same school term. The first pass purchased shall be charged at the full rate. Discounts apply only to dependents living in the same household.

San Dieguito Union High School District

Page 2 of 2

Administrative Regulation Issued: September 1, 1983
Administrative Regulation Revised: July 18, 1991
Administrative Regulation Revised: August 19, 1993
Administrative Regulation Revised: November 4, 1993
Administrative Regulation Revised: June 6, 1996
Administrative Regulation Revised: July 15, 1999
Administrative Regulation Revised: May 17, 2001
Administrative Regulation Revised: May 15, 2003
Administrative Regulation Revised: June 2, 2005
Administrative Regulation Revised: June 8, 2006
Administrative Regulation Revised: March 6, 2008
Administrative Regulation Draft: May 4, 2010